City of Portland, Maine

Finance Committee Meeting

Wednesday, April 11, 2018

5:00 p.m., Council Chambers

1. Finance Committee Meeting Agenda

Documents:

FINANCE COMMITTEE MEETING AGENDA 4-11-2018.PDF

1.I. FC Meeting Agenda Back-Up (1)

Documents:

FY19-FY23 GENERAL FUND CIP PROJECT LIST.PDF

1.I.i. FC Meeting Agenda Back-Up (2)

Documents:

FY19-FY23 GENERAL FUND CIP PROJECT DESCRIPTIONS.PDF

1.II. FC Meeting Agenda Back-Up (3)

Documents:

FY19-FY23 SEWER STORMWATER CIP PROJECT LIST.PDF

1.II.i. FC Meeting Agenda Back-Up (4)

Documents:

FY19-FY23 SEWER STORMWATER CIP PROJECT DESCRIPTIONS.PDF

1.III. FC Meeting Agenda Back-Up (5)

Documents:

FY19 CIP QUESTIONS AND ANSWERS 2-22-18 AND 3-22-2018.PDF

1.IV. FC Meeting Agenda Back-Up (6)

Documents:

CONGRESS SQUARE CIP MEMO.PDF

1.V. FC Meeting Agenda Back-Up (7)

Documents:

CITY OF PORTLAND - FUND BALANCE STATUS REPORT AND RECOMMENDED USAGE.PDF

1.VI. FY19 CIP - Amendment From The City Manager

Documents:

FY19 CITY MANAGER CIP AMENDMENT - HADLOCK - APRIL 2018.PDF

1.VII. FC Meeting Agenda Back-Up (8)

Documents:

1 CIP AMENDMENT REQUEST FROM COUNCILOR BRIAN BATSON - STROUDWATER DAM.PDF.PDF

1.VIII. FC Meeting Agenda Back-Up (9)

Documents:

11 CIP AMENDMENT REQUESTS FROM MAYOR STRIMLING.PDF

City of Portland, Maine
Finance Committee Meeting
Wednesday, April 11, 2018
5:00 p.m., Council Chambers

AGENDA

1. Introductions

2. FY19 – FY23 Capital Improvement Plan Discussion
- **a. Review of Follow Up Questions / Answers from February and March Finance Committee Meetings**
- **b. Action on FY19-FY23 Capital Improvement Plan**
  - **i. Recommendation to City Council – FY19 Capital Improvement Plan Projects and Bond Authorization**
  - **ii. Recommendation to City Council – FY19 Capital Improvement Plan Appropriation of Fund Balance**

3. Future Finance Committee Meeting Dates
- **a. Thursday, April 12th – 5:30PM, Room 209**
- **b. Tuesday, April 17th – 5:30PM, Room 209**
- **c. Thursday, April 26th – 5:30PM, Room 209**
- **d. Thursday, May 3rd – 5:30PM, Room 209**

FY19 - FY23 City Manager Recommended Capital Improvement Plan

FY19 Amounts Represent City Manager Recommendation

FY20-FY23 Amounts Represent Department Requets Only

Classification	Department	Division	ProjectTitle	2019	2020	2021	2022	2023
HEALTH AND HUMAN SERVICES								
Facilities	Barron Center	Environmental Se	Generator Replacement	430,000				
Facilities	Barron Center	Nutrition and Sup	Expansion of walk in cooler and freezer FY19	90,628				
Equipment	Barron Center	Nursing	Replace Patient Call System Phase II	48,000				
Equipment	Barron Center	Environmental Se	Domestic Hot Water Heaters	46,400				
Equipment	Barron Center	Environmental Se	Air Conditioning		115,482			
Facilities	Social Services	Oxford Street She	New Homeless Shelter		10,000,000			
FIRE DEPARTMENT								
Facilities	Fire Department	Special Services	Fire Station Rehabilitation and Upgrades	100,000		2,500,000		
Facilities	Fire Department	Special Services	Hood System Continuation		80,000			
Facilities	Fire Department	Special Services	Building Design		200,000			
INFORMATION TECHNOLOGY								
Information Techr	Information Technology		Virtualization, Storage and Redundancy Upgrade	100,000				
Equipment	Information Technology		Upgrade Network switches	150,000				
Information Techr	Information Technology		Phone System Upgrade	100,000				
Facilities	Information Technology		Engineering design study to create a City wide fiber optic utility		300,000			
Vehicles	Information Technology		Utility Van					
PARKING / GARAGES								
Facilities	Parking / Garages	Temple Street Ga	Temple St Garage Cond. Appraisal Rrs Concrete & S/W 1	290,000				
Facilities	Parking / Garages	Spring Street Gar	Spring St Garage Steel Beem repairs		325,000			
Facilities	Parking / Garages	Temple Street Ga	Temple St Garage Façade		500,000			
Stationary Equipn	Parking / Garages	Administration	Parking Meters Replacement		131,250	177,550	177,550	100,000
Facilities	Parking / Garages	Temple Street Ga	Temple St Parking Garage Cond. Appraisal Rprs Concrete & S/W 2		185,000			
Facilities	Parking / Garages	Spring Street Gar	Condition Appraisal repairs at Spring Street Garage					
Facilities	Parking / Garages	Elm Street Garag	Recaulking joints Elm St Garage			360,000		
Facilities	Parking / Garages	Temple Street Ga	Temple St Parking Garage Cond. Appraisal Repairs					
PARKS AND RECREATION								
Parks, Fields, Tra	Parks, Rec & Pub	Parks	Memorial Field Artificial Turf Replacement	672,772				
Parks, Fields, Tra	Parks, Rec & Pub	Parks	Dougherty Skate Park Expansion	50,000	190,000			
Parks, Fields, Tra	Parks, Rec & Pub	Parks	Lincoln Park Fence	100,000				
Facilities	Parks, Rec & Pub	Golf Course	Continued Course Improvements at Riverside Golf Course	50,000				
Parks, Fields, Tra	Parks, Rec & Pub	Parks	Portland Landing - Design and Permitting					
Parks, Fields, Tra	Parks, Rec & Pub	Parks	Dougherty Field - Athletic Field Upgrades, Parking		350,000			
Parks, Fields, Tra	Parks, Rec & Pub	Parks	Riverton Playground		250,000			
Parks, Fields, Tra	Parks, Rec & Pub	Parks	Payson Softball Field - Replace Lights		250,000			
Parks, Fields, Tra	Parks, Rec & Pub	Parks	Riverton Softball Drainage and Erosion Issues		65,000			
Parks, Fields, Tra	Parks, Rec & Pub	Recreation	Replace Gym Floor at Riverton		200,000			
Parks, Fields, Tra	Parks, Rec & Pub	Administration	Repair fence at Ocean Avenue Dog Park		28,000			
Equipment	Parks, Rec & Pub	Golf Course	Winter Grooming Machine		30,000			
Parks, Fields, Tra	Parks, Rec & Pub	Parks	Deering High Field Upgrades		275,000			
Facilities	Parks, Rec & Pub	Recreation	Ice Arena - Sidewalk replacement and addition parking spaces		87,200			

Parks, Fields, Tra	Parks, Rec & Pub	Parks	Deering Oaks Baseball Lights		350,000			
Parks, Fields, Tra	Parks, Rec & Pub	Parks	Deering Oaks Infield Upgrades		75,000			
Parks, Fields, Tra	Parks, Rec & Pub	Parks	Fitzpatrick Paving and ADA Improvements		235,000			
Parks, Fields, Tra	Parks, Rec & Pub	Parks	Fitzpatrick Stadium Entrance Upgrades			75,000		
Parks, Fields, Tra	Parks, Rec & Pub	Parks	Fox St Irrigation Replacement				50,000	
Parks, Fields, Tra	Parks, Rec & Pub	Parks	Memorial Field Scoreboard Drainage and Landscaping		60,000			
Parks, Fields, Tra	Parks, Rec & Pub	Parks	Riverton Softball Lighting Replacement				275,000	
Parks, Fields, Tra	Parks, Rec & Pub	Parks	Evergreen Driveway Drainage		620,580			
Parks, Fields, Tra	Parks, Rec & Pub	Parks	Evergreen Repaving Roads				250,000	
Parks, Fields, Tra	Parks, Rec & Pub	Parks	Nasons Corner Community Garden				25,000	
Parks, Fields, Tra	Parks, Rec & Pub	Parks	Payson Park Community Garden--Expansion		25,000			
Parks, Fields, Tra	Parks, Rec & Pub	Parks	Deering Oaks Tennis Court Lights--Replace			350,000		
Parks, Fields, Tra	Parks, Rec & Pub	Parks	Eastern Prom Tennis and Basketball Court Resurface				50,000	
Parks, Fields, Tra	Parks, Rec & Pub	Parks	Fox St Basketball Resurface			30,000		
Parks, Fields, Tra	Parks, Rec & Pub	Parks	Longfellow Basketball Drainage			275,000		
Parks, Fields, Tra	Parks, Rec & Pub	Parks	Longfellow Basketball Resurface				75,000	
Parks, Fields, Tra	Parks, Rec & Pub	Parks	Payson Tennis and Basketball Court Resurface			50,000		
Parks, Fields, Tra	Parks, Rec & Pub	Parks	Reiche Basketball Resurface			30,000		
Parks, Fields, Tra	Parks, Rec & Pub	Parks	Riverton Tennis Court Resurface		50,000			
Parks, Fields, Tra	Parks, Rec & Pub	Parks	Deering Oaks Ravine Rehab			475,000		
Parks, Fields, Tra	Parks, Rec & Pub	Parks	Deering Oaks Sidewalks and Curbing--Kings Cross Rd				450,000	
Parks, Fields, Tra	Parks, Rec & Pub	Parks	Deering Oaks Sidewalks--walking paths around pond				150,000	
Parks, Fields, Tra	Parks, Rec & Pub	Parks	Martins Point Access Improvements				150,000	
Parks, Fields, Tra	Parks, Rec & Pub	Parks	Payson Park Parking and Curbing Construction				250,000	
Parks, Fields, Tra	Parks, Rec & Pub	Parks	Picnic Pavillions				150,000	
Parks, Fields, Tra	Parks, Rec & Pub	Parks	Riverton Trolley Park Trails, Water Access			75,000		
Parks, Fields, Tra	Parks, Rec & Pub	Parks	Dougherty Playground		175,000			
Parks, Fields, Tra	Parks, Rec & Pub	Parks	Longfellow Playground			250,000		
Parks, Fields, Tra	Parks, Rec & Pub	Parks	Deering Oaks Ravine Wading Pool			250,000		
Parks, Fields, Tra	Parks, Rec & Pub	Parks	Stone Street Playground--Upgrade and Splashpad Erosion Issues		225,000			
Parks, Fields, Tra	Parks, Rec & Pub	Parks	Tate Tyng Playground				150,000	
Parks, Fields, Tra	Parks, Rec & Pub	Parks	Back Cove Guard Rail		100,000			
Parks, Fields, Tra	Parks, Rec & Pub	Parks	Sensory Trail			50,000		
Facilities	Parks, Rec & Pub	Ice Arena	Rubber Flooring		80,000			
Facilities	Parks, Rec & Pub	Golf Course	Cart Shed Upgrades		50,000			
Parks, Fields, Tra	Parks, Rec & Pub	Parks	Evergreen Columbarium: Phase II and III		52,000			
Parks, Fields, Tra	Parks, Rec & Pub	Parks	Harborview Park Community Garden			30,000		
Parks, Fields, Tra	Parks, Rec & Pub	Parks	Valley Street Basketball Reconstruction			65,000		
Parks, Fields, Tra	Parks, Rec & Pub	Parks	Lyseth Playground		250,000			
Parks, Fields, Tra	Parks, Rec & Pub	Parks	Payson B Softball Drainage and Irrigation			110,000		
Facilities	Parks, Rec & Pub	Golf Course	ADA Accessible Path at Riverside Golf Course		225,000			
Parks, Fields, Tra	Parks, Rec & Pub	Parks	Fort Gorges		209,000			
Equipment	Parks, Rec & Pub	School HVAC	King -Boiler Replacement		360,000			
Equipment	Parks, Rec & Pub	School HVAC	PATHS Boiler Replacement			510,000		
PLANNING AND URBAN DEVELOPMENT								
Transportation	Planning & Urban	Planning	Congress Square Redesign	15,000	250,000	500,000	2,500,000	
Transportation	Planning & Urban	Transportation	Neighborhood Byway Network Implementation	100,000	120,000	120,000	120,000	120,000
Transportation	Planning & Urban	Transportation	West Commercial Street Pathway - Phases II and III		305,000			
Transportation	Planning & Urban	Transportation	East Coast Greenway Baxter Blvd/Back Cove to Martins Point		100,000	75,000		
Transportation	Planning & Urban	Transportation	Parkside to Libbytown Pathway		300,000	300,000		
Streets/Sidewalks	Planning & Urban	Historic Preservat	Stairs and Improvements on Plum Street Alley		105,000			
POLICE DEPARTMENT								
Full Body Camera	Police Departmen	Uniformd Ops Gro	Patrol Full Body Cameras	400,000				

Equipment	Police Departmen	Operations Suppc	Records Management System	600,000	900,000			
FACILITIES - PUBLIC BUILDINGS								
Facilities	Public Buildings	Other Public Builc	Sanitation office/ crew space	200,000				
Equipment	Public Buildings	City Hall	Elevator					
Equipment	Public Buildings	City Hall	A/C Installation		200,000	200,000	200,000	
Equipment	Public Buildings	Public Safety	109 Middle Street - Replace Boiler #2	40,000				
Facilities	Public Buildings	Public Safety	Replace Concrete Steps/Railings at Main Entrance		100,000			
Equipment	Public Buildings	Hadlock Field	Hadlock Lighting Upgrades	550,000				
Facilities	Public Buildings	Hadlock Field	Skybox Structural Concrete/Steel Replacement		100,000	100,000		
Equipment	Public Buildings	Public Safety	HVAC Replacement Dispatch Area		75,000			
Facilities	Public Buildings	Exposition Buildin	Exterior Masonry North Wall		250,000	150,000		
Equipment	Public Buildings	Other Public Builc	Observatory Flagpole and Lightning Protection Replacement	45,000				
Facilities	Public Buildings	Canco Rd	250 Canco Road Masonry Maintenance					
Facilities	Public Buildings	Exposition Buildin	Emergency Egress at Exposition Building		210,000			
Facilities	Public Buildings	City Hall	Clock Tower Mortar Repairs		250,000	250,000		
Sidewalks	Public Buildings	Exposition Buildin	Sidewalks at Exposition Building Entrance		160,000			
Facilities	Public Buildings	Other Public Builc	Forest City Cemetery Masonry / Roof Repairs		200,000			
Facilities	Library	Library	Repair Main Level Concrete Floors		25,000			
Facilities	Library	Library	Repair Roof over Executive Director's Office		20,000			
Café relocation/	Public Buildings	City Hall	Café Relocation/Breakroom.		250,000			
Equipment	Public Buildings	City Hall	Mechanical Assist Mobile Storage for Planning		80,000			
Facilities	Public Buildings	City Hall	Archivist		200,000			
Facilities	Public Buildings	Other Public Builc	North Course Clubhouse					
Facilities	Public Buildings	City Hall	Copper Roof Rehab/Replacement				1,000,000	1,000,000
Facilities	Public Buildings	City Hall	Passenger Elevator at City Hall					
Equipment	Public Buildings	City Hall	Portable 3 Phase Generator			100,000		
Facilities	Public Buildings	City Hall	Replace sewer main in tunnel			100,000		
Facilities	Public Buildings	City Hall	Roof Replacement Engineering				180,000	
Facilities	Public Buildings	Exposition Buildin	Roof Replacement Exposition Building		50,000	600,000		
Facilities	Public Buildings	Exposition Buildin	Concession Stand Renovation		250,000			
Facilities	Public Buildings	Exposition Buildin	Replace Arena Air Handlers			40,000		
Equipment	Public Buildings	Exposition Buildin	A/C Arena Area				200,000	
Facilities	Public Buildings	Hadlock Field	Hadlock Concourse Stair Stringers			100,000		
Facilities	Public Buildings	Hadlock Field	Structural Repairs/Door Frame replacement - Hadlock		190,000			
Facilities	Public Buildings	Hadlock Field	Roof Overlay		125,000			
Facilities	Public Buildings	Hadlock Field	Metal Siding Replacement			60,000		
Facilities	Public Buildings	Merrill Auditorium	Replace exterior doors and windows					300,000
Facilities	Public Buildings	Merrill Auditorium	Lobby/Concession Flooring			150,000		
Facilities	Public Buildings	Merrill Auditorium	Roof Replacement				500,000	
Facilities	Public Buildings	Merrill Auditorium	Stage Floor Replacement					80,000
Facilities	Public Buildings	Other Public Builc	Deering Oaks Restroom Facility			300,000		
Facilities	Public Buildings	Other Public Builc	90 Anderson St - Upgrades				250,000	
Facilities	Public Buildings	Other Public Builc	90 Anderon St Upgrades			250,000		
Facilities	Public Buildings	Canco Rd	250 Canco Rd Roof Eng/Replacement		70,000		700,000	
Facilities	Public Buildings	Canco Rd	212 Canco Road Driveway Overlay		120,000			
Facilities	Public Buildings	Canco Rd	250 Canco Road Fleet Addition					
Facilities	Public Buildings	Canco Rd	250 Canco Road Salt Shed					
Facilities	Public Buildings	Other Public Builc	Observatory - Painting and Other Maintenance		50,000			
Facilities	Public Buildings	Public Safety	Window Replacement		450,000			
Facilities	Public Buildings	Public Safety	Repoint/Waterproof Building Exterior					300,000
Facilities	Public Buildings	Public Safety	Brick Plaza Replacement			300,000		
Facilities	Public Buildings	Other Public Builc	Mortar Repointing at 55 Portland St				150,000	
Facilities	Public Buildings	City Hall	Café relocation/Breakroom		75,000			
Facilities	Public Buildings	City Hall	Add Sprinkler System			300,000		

Facilities	Public Buildings	Public Safety	Master Plan				300,000	
Facilities	Public Buildings	Exposition Buildin	Retaining Wall			90,000		
Equipment	Public Buildings		Generator		25,000			
Facilities	Public Buildings	Merrill Auditorium	Exterior Masonry Repairs			50,000		
Facilities	Public Buildings	Merrill Auditorium	Carpet Replacement				200,000	
Facilities	Public Buildings	Other Public Buil	Fort Allen Gazebo		25,000			
Equipment	Public Buildings	Canco Rd	Generator		250,000			
Equipment	Public Buildings	Merrill Auditorium	Heat Piping replacement		100,000			
FACILITIES - MARINE/WATERFRO								
Facilities	Waterfront	Waterfront	Utility Upgrades	500,000				
Marine	Waterfront	Waterfront	On going pile/pier work at OG and P.O.T	150,000	225,000	225,000	225,000	225,000
Marine	Waterfront	Waterfront	Replace Ocean Gateway Plaza Sidewalk	100,000				
Marine	Waterfront	Waterfront	Compass Park Ongoing pile/pier work		100,000			
Facilities	Waterfront	Waterfront	Receiving Bidg Renovation		100,000			
Marine	Waterfront	Waterfront	POT - Pile engineering Survey		100,000			
Marine (i.e., piers,	Waterfront	Waterfront	Bollard/ Bit Replacement		100,000	100,000		100,000
Marine (i.e., piers,	Waterfront	Waterfront	Capstans at Portland Ocean Terminal					80,000
Marine	Waterfront	Waterfront	Mega Berth Terminal Structual Painting			100,000		
Marine	Waterfront	Waterfront	POT Rail Removal			100,000		100,000
Facilities	Waterfront	Waterfront	Pile Jackets -OG		225,000		225,000	
Marine	Waterfront	Waterfront	Waterfront Fender Systems		1,250,000			
Marine (i.e., piers,	Waterfront	Waterfront	Floats at Cushing, Maine State Pier, East End Beach, Peaks		100,000		100,000	
Streets/Sidewalks	Waterfront	Waterfront	Great Diamond Island Boardwalk		565,000			
Marine	Waterfront	Waterfront	Peaks Govt Dock		365,000			
PUBLIC WORKS								
Streets/Sidewalks	Public Works	Engineering	Woodford's Corner Project - Supplemental Funding	878,241				
Streets/Sidewalks	Public Works	Engineering	MPI DOT Paving - Washgtn Ave(Ocean - Allen)	550,000				
Streets/Sidewalks	Public Works	Engineering	MPI PACTS Paving - Allen Avenue (Yale-Pennell)	203,400				
Streets/Sidewalks	Public Works	Engineering	PACTS Collector Paving - Allen Avenue	106,250				
Streets/Sidewalks	Public Works	Traffic	PACTS Washington Avenue Road & Signals	150,000	390,500			
Streets/Sidewalks	Public Works	Engineering	CPR Paving - Park Avenue	83,000				
Streets/Sidewalks	Public Works	Engineering	CPR Paving - Valley St (entire)	72,400				
Marine	Public Works	Solid Waste	Ocean Avenue Landfill Remediation and Pre-Solar Array Work	250,000	250,000			
Streets/Sidewalks	Public Works	Engineering	Pavement Preservation Program	750,000	3,800,000	3,800,000	3,800,000	3,800,000
Sidewalks	Public Works	Engineering	Sidewalk Rehabilitation/Accessibility	500,000	750,000	750,000	750,000	750,000
Equipment	Public Works	Traffic	Traffic Signal Upgrades with Paving Programs	500,000	150,000	150,000	150,000	200,000
Streets/Sidewalks	Public Works	Engineering	Somerset Street Project		450,000			
Stationary Equipn	Public Works	Sewer	Traffic Signals Upgrade Program	500,000	600,000	600,000	600,000	600,000
Streets/Sidewalks	Public Works	Engineering	CSO Compliance - SRF Ineligibles	600,000	2,000,000	2,000,000	2,000,000	2,000,000
Streets/Sidewalks	Public Works	Engineering	Franklin Street Design Completion and Construction	250,000	4,300,000		250,000	2,500,000
Streets/Sidewalks	Public Works	Engineering	Marginal Way Upgrades		750,000			
Equipment	Public Works	Engineering	Engineering Archives		210,000	210,000		
Streets/Sidewalks	Public Works	Engineering	PACTS USM Roundabout	100,000				
Streets/Sidewalks	Public Works	Engineering	Street Rehabilitation Program	250,000	2,800,000	2,800,000	2,800,000	2,800,000
Stationary Equipn	Public Works	Traffic	PACTS RTMS - Traffic Signals	270,000	250,000	250,000	250,000	275,000
Transportation	Public Works	Engineering	Congress Square Intersection Construction		600,000			
Streets/Sidewalks	Public Works	Engineering	Arterial Street Ped Crossings	100,000	125,000	150,000	150,000	175,000
Facilities	Public Works	Island Services	Cliff Island Public Works Facility		50,000	300,000		
Streets/Sidewalks	Public Works		Andrew Square Rehabilitation	100,000				
Streets/Sidewalks	Public Works	Engineering	Park Ave Protected Bike Lanes	100,000				
Streets/Sidewalks	Public Works	Traffic	RR Quiet Zone Compliance Program	25,000	100,000	100,000	100,000	100,000
Streets/Sidewalks	Public Works	Engineering	MPI DOT Paving Stevens Avenue		275,000			
Streets/Sidewalks	Public Works	Engineering	Washington Avenue Rehabilitation (Cumberland to E. Prom)		200,000	2,200,000		

Streets/Sidewalks	Public Works	Engineering	PACTS Collector Paving - Danforth Street		67,000			
Streets/Sidewalks	Public Works	Engineering	PACTS Collector Paving - Cumberland Avenue		145,000			
Streets/Sidewalks	Public Works	Engineering	PACTS Collector Paving - Washington Avenue		57,100			
Streets/Sidewalks	Public Works	Engineering	PACTS TIP Paving (Multiple Locations) - 25% Local Match		750,000		750,000	
Streets/Sidewalks	Public Works	Engineering	MPI & CPR Paving Programs		450,000	450,000	450,000	450,000
Streets/Sidewalks	Public Works	Engineering	Thames Street Extension					
Streets/Sidewalks	Public Works	Engineering	PACTS Local Match for Future Awards		500,000	500,000	500,000	500,000
Streets/Sidewalks	Public Works	Engineering	Morrills Corner (State Route 302 and 100)		105,000			
Streets/Sidewalks	Public Works	Engineering	Forest Avenue from Bedford Street to Arlington Street		105,000			
School Department								
Facilities	School Departmen	School Maintenan	DHS - Fire Sprinkler System Installation	1,255,130				
Facilities	School Departmen	School Maintenan	Lincoln ADA accessibility and secure entry vestibule	712,126				
Facilities	School Departmen	School HVAC	King - Boiler Replacement	500,000				
Facilities	School Departmen	School Maintenan	District ADA compliance upgrades	338,198				
Equipment	School Departmen	Administration	District Phone System	335,000				
Facilities	School Departmen	School Maintenan	Moore - Fire Alarm System Replacement - Engineering and Installation	270,000				
Facilities	School Departmen	School Maintenan	King - Fire Alarm System Replacement - engineering and installation	270,000				
Facilities	School Departmen	School Maintenan	PHS - Roof Replacement - Engineering	130,000	1,730,000			
Vehicles	School Departmen	Transportation	School Bus Replacements	97,000			508,065	
Facilities	School Departmen	School HVAC	Energy Management Control Upgrades	50,000				
Facilities	School Departmen	School Maintenan	DHS Kitchen Remodel/Upgrade	50,000	200,000			
Equipment	School Departmen	School HVAC	DHS - Air Handling Units		100,000			
Facilities	School Departmen	School HVAC	Riverton - A/C		50,000			
Facilities	School Departmen	School HVAC	Lincoln - HVAC Rooftop Units			100,000		
Facilities	School Departmen	School HVAC	DHS - A/C in Front Office			45,000		
Facilities	School Departmen	School HVAC	District Office Boiler Replacement		310,000			
Facilities	School Departmen	School HVAC	PHS - HVAC Rooftop Units			150,000		
Facilities	School Departmen	School HVAC	King - HVAC Rooftop Units				100,000	
Facilities	School Departmen	School HVAC	PATHS - HVAC Rooftop Units				100,000	
Facilities	School Departmen	School HVAC	Lyman Moore - HVAC Rooftop Units				200,000	
Facilities	School Departmen	School HVAC	PATHS Boiler Replacement			510,000		
FLEET MAINTENANCE								
Vehicles	Vehicle Maintenai	Public Works	Trash and Recycling Trucks	770,000	250,000	250,000	250,000	250,000
Vehicles	Vehicle Maintenai	Recreation and F	3/4 Ton Pickup - PRF Ballfields - 2199	40,000				
Vehicles	Vehicle Maintenai	Recreation and F	3/4 Ton Pickup - PRF Parks - 2202	40,000				
Vehicles	Vehicle Maintenai	Recreation and F	3/4 Ton Pickup Replacement - Parks 2203	40,000				
Vehicles	Vehicle Maintenai	Recreation and F	Wheel Loader Replacement - Trades 5006	135,000				
Vehicles	Vehicle Maintenai	Fire Department	Ambulance Replacement		240,000	240,000	480,000	240,000
Vehicles	Vehicle Maintenai	Public Works	Grader Replacement - Winter 5096	225,000				
Vehicles	Vehicle Maintenai	Fire Department	Car 7 & Service Truck 2 Replacement - Fire	40,000				
Vehicles	Vehicle Maintenai	Public Works	Loader DPS 5116	210,000				
Vehicles	Vehicle Maintenai	Public Works	TA Dump Truck Replacement - Districting 3096	210,000				
Vehicles	Vehicle Maintenai	Police Departmen	Police Cruisers (7)) Replacement - Police	266,000	266,000	266,000	266,000	266,000
Vehicles	Vehicle Maintenai	Public Works	1 Ton Dump Truck Replacement - Peaks 2508	70,000				
Vehicles	Vehicle Maintenai	Public Works	SA Dump Truck Replacement - Peaks 3114	170,000				
Vehicles	Vehicle Maintenai	Public Works	SA Dump Truck Replacement - Winter 3115	170,000				
Vehicles	Vehicle Maintenai	Public Works	Compact Pickup DPW Engineers 2051	25,000				
Vehicles	Vehicle Maintenai	Recreation and F	3/4 Ton Utility Van Replacement - Trades 2006	25,000				
Vehicles	Vehicle Maintenai	Recreation and F	3/4 Ton Utility Van Replacement - Trades 2045	25,000				
Vehicles	Vehicle Maintenai	Public Works	Replace Utility Truck - DPW Traffic 2515	62,000				
Vehicles	Vehicle Maintenai	Public Works	Sidewalk Tractors Replacement		300,000	150,000	300,000	150,000
Vehicles	Vehicle Maintenai	Recreation and F	Mower Hill Climber 10' Replacement - Parks 7158	60,000				

Vehicles	Vehicle Maintena	Recreation and F	1 Ton Dump Truck Replacement - Parks 3101	65,000				
Vehicles	Vehicle Maintena	Recreation and F	1 Ton Dump Truck Replacement - Parks 3103		65,000			
Vehicles	Vehicle Maintena	Public Works	1 Ton Wrecker Replacement - Fleet 2501		60,000			
Vehicles	Vehicle Maintena	Recreation and F	3/4 Ton Pickup - PRF - Rangers - 2037	38,000				
Vehicles	Vehicle Maintena	Recreation and F	Compact Pickup Replacement - PRF Ballfields	15,000				
Vehicles	Vehicle Maintena	Public Works	3/4 Ton Utility Van DPW Traffic 2019		25,000			
Vehicles	Vehicle Maintena	Public Works	SA Dump Truck Replacement - Winter 3109		170,000			
Vehicles	Vehicle Maintena	Public Works	Skidsteer Replacement - Winter 5106		50,000			
Vehicles	Vehicle Maintena	Human Resource	Compact Pickup - HR Safety - 2016		25,000			
Vehicles	Vehicle Maintena	Fire Department	Staff Car Replacement - Fire		40,000			
Vehicles	Vehicle Maintena	Public Works	3/4 Ton Pickup Replacement - DPW Traffic 2021		30,000			
Vehicles	Vehicle Maintena	Public Works	Backhoe Replacement - Districting 5031		95,000			
Vehicles	Vehicle Maintena	Public Works	Replace Peak's Backhoe 5115		95,000			
Vehicles	Vehicle Maintena	Public Works	Compact Pickup Replacement - PDD 2180		27,000			
Vehicles	Vehicle Maintena	Recreation and F	Electric Utility Vehicle - Parks / Cemeteries		20,000			
Vehicles	Vehicle Maintena	Parking / Garages	Parking Enforcement Truck Replacement - Parking 2023		27,000			
Vehicles	Vehicle Maintena	Permitting & Inspe	Replace Crown Vic w/ EV - Inspections 1015		15,000			
Vehicles	Vehicle Maintena	Recreation and F	Pulp Loader Replacement - Forestry 5097		210,000			
Vehicles	Vehicle Maintena	Recreation and F	1 Ton Dump Truck Replacement - Parks 3117		65,000			
Vehicles	Vehicle Maintena	Recreation and F	1 Ton Dump Truck Replacement - Parks 3120		65,000			
Vehicles	Vehicle Maintena	Public Works	1 Ton Dump Truck Replacement - Districting 3105		70,000			
Vehicles	Vehicle Maintena	Public Works	1 Ton Dump Truck Replacement - Districting 3106		70,000			
Vehicles	Vehicle Maintena	Recreation and F	1 Ton Plow Truck - PRF Trades Waterfront - 3024		70,000			
Vehicles	Vehicle Maintena	Recreation and F	Track XUV Utility Vehicle - PRF Golf		30,000			
Vehicles	Vehicle Maintena	Recreation and F	1 Ton Dump Truck Replacement - Cemeteries 3119		65,000			
Vehicles	Vehicle Maintena	Recreation and F	1 Ton Dump Truck Replacement - Cemeteries 3121		65,000			
Vehicles	Vehicle Maintena	Recreation and F	3/4 Ton Pickup - PRF Cems 2186		38,000			
Vehicles	Vehicle Maintena	Recreation and F	Compact Wheeled Excavator - PRF Cems		85,000			
Vehicle - New (Nc	Vehicle Maintena	Recreation and F	Rec Bus w/ Wheel Chair Spots PRF Rec Seniors		65,000			
Vehicles	Vehicle Maintena	Police Departmen	Criminal Investigation Division Vehicles Replacement - Police		68,000	68,000	68,000	68,000
Vehicles	Vehicle Maintena	Barron Center	Replace 1 Ton Passenger Van - Barron Center -3901		40,000			
Vehicles	Vehicle Maintena	Parking / Garages	Parking Garage Truck - 2041		30,000			
Vehicles	Vehicle Maintena	Recreation and F	3/4 Ton Pickup Truck Replacement - Horticulture 2134		38,000			
Vehicles	Vehicle Maintena	Police Departmen	Replace Police Admin Vehicles Car 20		38,000			
Vehicle - New (Nc	Vehicle Maintena	Permitting & Inspe	Purchase 4wd SUV - Permitting Inspections Director		30,000			
Vehicle - New (Nc	Vehicle Maintena	Social Services	Purchase Passenger Van - Oxford St Shelter		35,000			
Vehicles	Vehicle Maintena	Fire Department	Squad 301 Heavy Rescue		1,000,000			
Vehicles	Vehicle Maintena	Public Works	SA Dump Truck Replacement - Winter 3113		165,000			
Vehicles	Vehicle Maintena	Public Works	SA Dump Truck Replacement - Winter 3034		165,000			
Vehicles	Vehicle Maintena	Public Works	SA Dump Truck Replacement - Winter 3111		165,000			
Vehicles	Vehicle Maintena	Public Works	1 Ton Pickup Replacement - Districting 3002		52,000			
Vehicles	Vehicle Maintena	Public Works	Dump Truck Replacement - Public Services 3201		205,000			
Vehicles	Vehicle Maintena	Public Works	Dump Truck Replacement - Public Services 3202		210,000			
Vehicles	Vehicle Maintena	Public Works	1 Ton Pickup Replacement - Peaks 3001		52,000			
Vehicles	Vehicle Maintena	Public Works	SA Dump Truck Replacement - Districting - 3126		165,000			
Vehicles	Vehicle Maintena	Public Works	Dump Truck Replacement - Winter 3130		165,000			
Vehicles	Vehicle Maintena	Public Works	Dump Truck Replacement - Public Services 3131		165,000			
Vehicles	Vehicle Maintena	Public Works	1 Ton Utility Truck Replacement - Traffic 2008		55,000			
Vehicles	Vehicle Maintena	Public Works	1 Ton Dump Truck Replacement - Districting 2502		52,000			
Vehicles	Vehicle Maintena	Recreation and F	1 Ton Crew Cab Pickup Replacement - Forestry 2503		40,000			
Vehicles	Vehicle Maintena	Recreation and F	Compact Pickup Replacement -Rec and Facilities 2002		25,000			
Vehicles	Vehicle Maintena	Public Works	3/4 Ton Truck Replacement - Construction 2000		35,000			
Vehicles	Vehicle Maintena	Public Works	3/4 Ton Pickup Replacement - Construction 2001		35,000			
Vehicles	Vehicle Maintena	Recreation and F	1 Ton Rack Truck Replacement - Forestry 2509		45,000			
Vehicles	Vehicle Maintena	Recreation and F	3/4 Ton Pickup Replacement - Parks 2024				38,000	

Vehicles	Vehicle Maintena	Public Works	1/2 Ton Pickup Replacement - Construction 2022	25,000			
Vehicles	Vehicle Maintena	Public Works	3/4 Ton Pickup - Peaks 2050	35,000			
Vehicles	Vehicle Maintena	Recreation and F	3/4 Ton Utility Truck Replacement - Playgrounds 2512		40,000		
Vehicles	Vehicle Maintena	Recreation and F	Mower 11' Replacement - Parks 7162	60,000			
Vehicles	Vehicle Maintena	Police Departmen	SRT & Hostage Negotiation Vehicle Replacement - Police	60,000			
Vehicles	Vehicle Maintena	Police Departmen	Animal Control Officer Van Replacement - Police	27,500			
Vehicles	Vehicle Maintena	Public Works	Pot Hole Patcher Replacement - Districting 5103	40,000			
Vehicles	Vehicle Maintena	Recreation and F	Mower 16' Replacement - Parks 7156	95,000			
Vehicles	Vehicle Maintena	Public Works	TA Dump Truck Replacement - Districting 3097	205,000			
Vehicles	Vehicle Maintena	Recreation and F	15-Passanger Van Replacement - Recreation 2194	65,000			
Vehicles	Vehicle Maintena	Public Works	3/4 Ton Pickup Replacement - Districting 2129	35,000			
Vehicles	Vehicle Maintena	Public Works	3/4 Ton Pickup Replacement - Districting 2130	35,000			
Vehicles	Vehicle Maintena	Public Works	Rolloff Truck Replacement - Peaks 4037	180,000			
Vehicles	Vehicle Maintena	Public Works	Snow Blower Replacement - Winter 7116		125,000		
Vehicles	Vehicle Maintena	Barron Center	3/4 Ton Pickup Replacement - Barron Center 3915	35,000			
Vehicles	Vehicle Maintena	Recreation and F	1/2 Ton Pickup Replacement - Trades 2042	25,000			
Vehicles	Vehicle Maintena	Fire Department	Replace Ladder 34		1,500,000		
Vehicles	Vehicle Maintena	Fire Department	Replace Staff Car or Pickup			40,000	
Vehicles	Vehicle Maintena	Parking / Garages	Parking Enforcement Vehicle Replacement - Parking 2216	27,000			
Vehicles	Vehicle Maintena	Public Works	Forklift Replacement - Fleet 6001	40,000			
Vehicles	Vehicle Maintena	Public Works	Forklift Replacement - Fleet 6004	40,000			
Vehicles	Vehicle Maintena	Public Works	Backhoe Replacement - Districting 5105	75,000			
Vehicles	Vehicle Maintena	Public Works	Grader Replacement - Public Services 5109	425,000			
Vehicles	Vehicle Maintena	Public Works	1 Ton Dump Truck Replacement - Islands 3100	70,000			
Vehicles	Vehicle Maintena	Public Works	1 Ton Dump Truck Replacement - Districting 3118	70,000			
Vehicles	Vehicle Maintena	Public Works	1 Ton Pickup Replacement - Peaks 2518	52,000			
Vehicles	Vehicle Maintena	Public Works	Compact Pickup Replacement - Traffic 2030	25,000			
Vehicles	Vehicle Maintena	Recreation and F	3/4 Ton Crew Cab Pickup Replacement - Parks 2514		38,000		
Vehicles	Vehicle Maintena	Recreation and F	Tractor Replacement - Ballfields 8008		12,000		
Vehicles	Vehicle Maintena	Recreation and F	Bucket Van Replacement - Trades 2218	55,000			
Vehicles	Vehicle Maintena	Recreation and F	Activity Bus Replacement - Recreation 2700	60,000			
Vehicles	Vehicle Maintena	Recreation and F	3/4 Ton Utility Van Replacement - Trades 2053		30,000		
Vehicles	Vehicle Maintena	Recreation and F	Mini Van Replacement - Trades 2047			25,000	
Vehicles	Vehicle Maintena	Recreation and F	Compact Pickup Replacement - Trades 2086	25,000			
Vehicles	Vehicle Maintena	Recreation and F	1 Ton Utility Van Replacement - Trades 2090		30,000		
Vehicles	Vehicle Maintena	Recreation and F	1 Ton Pickup Replacement - Trades 3024	60,000			
Vehicles	Vehicle Maintena	Recreation and F	3/4 Ton Utility Van Replacement - Trades 2217	30,000			
Vehicles	Vehicle Maintena	Recreation and F	1 Ton Rack Body Truck Replacement - Trades 2507	60,000			
Vehicles	Vehicle Maintena	Recreation and F	3/4 Ton Utility Van Replacement - Trades 2519	25,000			
Vehicles	Vehicle Maintena	Recreation and F	Skidsteer Replacement - Trades 5001	45,000			
Vehicles	Vehicle Maintena	Fire Department	Medcu Ambulance Replacement - Fire				
Vehicles	Vehicle Maintena	Public Works	Fleet Tire Truck Replacement - Public Services 2007	40,000			
Vehicles	Vehicle Maintena	Public Works	1 Ton Rack Truck Replacement - Districting 2505	50,000			
Vehicles	Vehicle Maintena	Recreation and F	Mower Replacement - Parks 7180	60,000			
Vehicles	Vehicle Maintena	Public Works	Fleet Service Truck Replacement - Public Services 2521	30,000			
Vehicles	Vehicle Maintena	Recreation and F	Skidsteer Replacement - PRF Cems 5114				45,000
Vehicles	Vehicle Maintena	Public Works	Replace Solid Waste Forklift 6018	40,000			
Vehicles	Vehicle Maintena	Public Works	Skidsteer Replacement - Districting 5117	45,000			
Vehicles	Vehicle Maintena	Public Works	Wheel Loader - Stock Yard - Public Services 5003	195,000			
Vehicles	Vehicle Maintena	Public Works	Skidsteer Replacement - Districting 5119		45,000		
Vehicles	Vehicle Maintena	Public Works	Mini Holder Replacement - PDD 8109	110,000			
Vehicles	Vehicle Maintena	Public Works	Turf Tractor Replacement - Districting 7010	40,000			
Vehicles	Vehicle Maintena	Recreation and F	Mower Replacement - Parks 7026	95,000			
Vehicles	Vehicle Maintena	Public Works	1/2 Ton Pickup - Public Services Street Openings 2062			27,000	
Vehicles	Vehicle Maintena	Public Works	3/4 Ton Pickup Replacement - Districting 2131		35,000		

Vehicles	Vehicle Maintena	Public Works	Dump Truck Replacement - Winter 3129	165,000			
Vehicles	Vehicle Maintena	Public Works	Dump Truck Replacement - Winter 3203	205,000			
Vehicles	Vehicle Maintena	Public Works	Skidsteer Replacement - PDD 5120			45,000	
Vehicles	Vehicle Maintena	Recreation and F	Smithco Turf RakeReplacement - Cemeteries 1046	40,000			
Vehicles	Vehicle Maintena	Parking / Garages	Replace Parking Enforcement Truck 2167	25,000			
Vehicles	Vehicle Maintena	Parking / Garages	Replace Parking Enforcement Vehicle 2168	25,000			
Vehicles	Vehicle Maintena	Recreation and F	4 WD Utility Tractor w/ Loader Backhoe Replacement - Recreation 7011	60,000			
Vehicles	Vehicle Maintena	Recreation and F	Replace PRF Single Axle Plow 3135		165,000		
Vehicles	Vehicle Maintena	Public Works	Replace SPS Single Axle Dump 3136		165,000		
Vehicles	Vehicle Maintena	Public Works	Replace DPS Single Axle Dump 3134		165,000		
Vehicles	Vehicle Maintena	Public Works	Replace DPS Single Axle Dump 3133	165,000			
Vehicles	Vehicle Maintena	Recreation and F	Replace 11' Mower Parks 7187	70,000			
Vehicles	Vehicle Maintena	Public Works	Replace PDD .5 Ton Pickup 2029	30,000			
Vehicles	Vehicle Maintena	Public Works	Replace JD Gator DPS 8007	15,000			
Vehicles	Vehicle Maintena	Public Works	Replace PDD Toolcat 5005		70,000		
Vehicles	Vehicle Maintena	Fire Department	Replace Engine 31			750,000	
Vehicles	Vehicle Maintena	Fire Department	Replace Ladder 36		1,500,000		
Vehicles	Vehicle Maintena	Recreation and F	Replace Senior Rec Bus 2702	55,000			
Vehicles	Vehicle Maintena	Parking / Garages	Parking Enforcement Vehicle Replacement - 2160			25,000	
Vehicles	Vehicle Maintena	Parking / Garages	Parking Enforcement Truck Replacement -2161			25,000	
Vehicles	Vehicle Maintena	Parking / Garages	Parking Meter Van Replacement - 2171		25,000		
Vehicles	Vehicle Maintena	Parking / Garages	Parking Enforcement Truck Replacement -2176		25,000		
Vehicles	Vehicle Maintena	Fire Department	E311 Replacment	750,000			
Vehicles	Vehicle Maintena	Police Departmen	Replace Evidence Tech Van - - Police		40,000		
Vehicles	Vehicle Maintena	Recreation and F	Replace 1 Ton 4981 - PRF School Maint	60,000			
Vehicles	Vehicle Maintena	Parking / Garages	Parking Division SUV - 1021	20,000			
Vehicles	Vehicle Maintena	Public Works	Electric Car - DPW Engineering - 1031	15,000			
Vehicles	Vehicle Maintena	Public Works	Compact Wheeled Excavator - DPW Districting	125,000			
Vehicles	Vehicle Maintena	Recreation and F	Replace Jeep -PRF-Trades - 1010		27,000		
Vehicles	Vehicle Maintena	Recreation and F	Utility Tractor w/ Attachments - PRF Cems - 7009	30,000			
Vehicles	Vehicle Maintena	Recreation and F	1 Ton Pickup - PRF Cems - 2525		50,000		
Vehicles	Vehicle Maintena	Recreation and F	1 Ton Flatbed - PRF Forestry - 3003	50,000			
Vehicles	Vehicle Maintena	Recreation and F	1/2 Ton Pickup - PRF Parks - 2020		25,000		
Vehicles	Vehicle Maintena	Recreation and F	3/4 Ton Pickup - PRF Parks - 2128			38,000	
Vehicles	Vehicle Maintena	Recreation and F	11' Mower - PRF Parks - 7187		60,000		
Vehicles	Vehicle Maintena	Recreation and F	16' Mower - PRF Ballfields - 7025				100,000
Vehicles	Vehicle Maintena	Recreation and F	Compact Pickup Club Cab - PRF Ballfields - 2099	35,000			
Vehicles	Vehicle Maintena	Recreation and F	Compact Pickup PRF Ballfields - 2097	25,000			
Vehicles	Vehicle Maintena	Recreation and F	1 Ton Pickup - PRF Ballfields - 2223			50,000	
Vehicles	Vehicle Maintena	Recreation and F	Rec Bus - PRF 1st Tee - 2703		65,000		
Vehicles	Vehicle Maintena	Public Works	Loader w/ Gear DPW 5121		205,000		
Vehicles	Vehicle Maintena	Public Works	1/2 Ton Pickup DPW Solid Waste 2172			25,000	
Vehicles	Vehicle Maintena	Public Works	3/4 Ton Utility Truck DPW Traffice 2192	50,000			
Vehicles	Vehicle Maintena	Public Works	1 Ton Utility Truck DPW Traffic 2500	60,000			
Vehicles	Vehicle Maintena	Public Works	3/4 Ton Utility Van - DPW Engineering 2080	30,000			
Vehicles	Vehicle Maintena	Public Works	3/4 Ton Utility Van DPW Engineering 2081	30,000			
Vehicles	Vehicle Maintena	Public Works	Wheel Loader w/ Gear DPW Winter 5007			205,000	
Vehicles	Vehicle Maintena	Public Works	1 Ton Utility Truck DPW Fleet 2151	50,000			
Vehicles	Vehicle Maintena	Public Works	SUV - DPW Safety 1084	30,000			
Vehicles	Vehicle Maintena	Public Works	Jeep - DPW Admin - 1006	30,000			
Vehicles	Vehicle Maintena	Public Works	SUV DPW Admin 1005	30,000			
Vehicles	Vehicle Maintena	Social Services	1/2 Ton Pickup w/ Plow Social Services 2031			30,000	
Vehicles	Vehicle Maintena	Social Services	SUV Social Services 1007	30,000			
Vehicles	Vehicle Maintena	Sewer Fund	SUV DPW Water Resources 1014			27,000	
Vehicles	Vehicle Maintena	Sewer Fund	Toolcat DPW Water Resources 5015			70,000	

Vehicles	Vehicle Maintena	Sewer Fund	Prius DPW Water Resources 1018		30,000			
Vehicles	Vehicle Maintena	Human Resource	Compact Pickup HR Safety			27,000		
Vehicles	Vehicle Maintena	Police Departmen	Minivan - PD 0180			28,000		
Vehicles	Vehicle Maintena	Police Departmen	1/2 Ton Pickup PD Property - 0022		25,000			
Vehicles	Vehicle Maintena	Fire Department	Refurbish Ladder Truck		200,000			
Vehicles	Vehicle Maintena	Fire Department	Purchase Articulated Boom Ladder Truck					1,500,000
Vehicles	Vehicle Maintena	Permitting & Inspe	Replace Crown Vic w/ EV - Inspections 1016		15,000			
Vehicles	Vehicle Maintena	Parking / Garages	Replace Electric Car - Parking 1027					15,000
Vehicles	Vehicle Maintena	Planning & Urban	Replace LeSabre w/ Electric Car - Planning 1024		15,000			
Vehicles	Vehicle Maintena	Planning & Urban	Replace Explorer w/ Electric Car - Planning 1079			15,000		
Vehicles	Vehicle Maintena	Public Works	Heavy Wrecker - DPW Fleet 5035		150,000			
Vehicles	Vehicle Maintena	Public Works	1 Ton Service Truck - DPW Fleet Weldshop 3085			60,000		
Vehicles	Vehicle Maintena	Public Works	Electric Car - DPW Engineering 1003		12,000			
Vehicles	Vehicle Maintena	Public Works	3/4 Ton Pickup - DPW PDD 2183		38,000			
Vehicles	Vehicle Maintena	Public Works	3/4 Ton Pickup - DPW PDD 2184		38,000			
Vehicles	Vehicle Maintena	Public Works	3/4 Ton Panel Van - DPW Fleet Parts 2085		25,000			
Vehicles	Vehicle Maintena	Public Works	Single Axle Plow Truck - DPW Winter 3098		165,000			
Vehicles	Vehicle Maintena	Public Works	Single Axle Plow Truck - DPW Winter 3036			165,000		
Vehicles	Vehicle Maintena	Recreation and F	Toolcat - PRF Ballfields 5004			70,000		
Vehicles	Vehicle Maintena	Public Works	Aerial Truck DPW Traffic 2517				150,000	
Vehicles	Vehicle Maintena	Public Works	1/2 Ton Pickup - DPW Solid Waste					30,000
Vehicles	Vehicle Maintena	Public Works	1.5 ton w/ Plow Equip - DPW Winter 3008					75,000
Vehicles	Vehicle Maintena	Recreation and F	3/4 Ton Pickup Truck - PRF Golf 3083			38,000		
Vehicles	Vehicle Maintena	Recreation and F	3/4 ton Pickup - PRF Forestry 2018		38,000			
Vehicles	Vehicle Maintena	Recreation and F	Compact Pickup - PRF Trades 2070		25,000			
Vehicles	Vehicle Maintena	Recreation and F	3/4 ton pickup - PRF Ballfields 2185		38,000			
Vehicles	Vehicle Maintena	Recreation and F	14 passenger van - PRF Recreation/ Homeless Outreach 2704			40,000		
Vehicles	Vehicle Maintena	Recreation and F	Shuttle Bus - PRF Recreation 2194				60,000	
Vehicles	Vehicle Maintena	Recreation and F	1/2 ton Pickup - PRF Trades 2003			30,000		
Vehicles	Vehicle Maintena	Recreation and F	1/2 Ton Pickup - PRF Trades 2004			30,000		
Vehicles	Vehicle Maintena	Recreation and F	1/2 Ton Pickup - PRF Forestry Watering - 2005			30,000		
Vehicles	Vehicle Maintena	Recreation and F	Stumper - PRF Forestry			50,000		
Vehicles	Vehicle Maintena	Recreation and F	Compact Pickup - PRF Forestry 2091			25,000		
Vehicles	Vehicle Maintena	Recreation and F	Chip Truck - PRF Forestry 3004			60,000		
Vehicles	Vehicle Maintena	Recreation and F	3/4 ton van - PRF Trades Expo 2027					30,000
Vehicles	Vehicle Maintena	Recreation and F	3/4 ton w/ flatbed - PRF Forestry 2065					40,000
Vehicles	Vehicle Maintena	Recreation and F	1/2 ton pickup PRF Trades 2071					30,000
Vehicles	Vehicle Maintena	Recreation and F	3/4 Ton Van - PRF Trades 2072					30,000
Vehicles	Vehicle Maintena	Recreation and F	3/4 ton van - PRF Trades					30,000
Vehicles	Vehicle Maintena	Recreation and F	Compact Pickup - PRF Trades 2088					25,000
Vehicles	Vehicle Maintena	Recreation and F	1/2 Ton pickup - PRF Cems 2110					30,000
Vehicles	Vehicle Maintena	Public Works	1/2 Ton Pickup - DPW Street Open			27,000		
Vehicles	Vehicle Maintena	Police Departmen	Replace Admin Vehicle - PD				38,000	38,000
Vehicles	Vehicle Maintena	Police Departmen	Arrest Wagon - PD			80,000		
SUBTOTAL OF REQUESTED PROJECTS BY YEAR				**17,974,545**	**61,866,612**	**31,578,550**	**25,542,615**	**19,547,000**
GOAL - TOTAL CAPITAL IMPROVEMENT PROJECTS				17,975,000	13,500,000	12,000,000	11,500,000	11,000,000
LESS: OTHER FUNDING SOURCES (FY19 & FY20 - $1M OF PPS SURPLUS, $1M OF CITY SURPLUS)				-2,000,000	-2,000,000	-1,000,000	-1,000,000	-1,000,000
LESS: PREVIOUSLY BONDED CIP FUND REALLOCATIONS				-470,000	-300,000	-300,000	-300,000	-300,000
City Manager Recommended Capital Improvement Plan Borrowing for FY19				**15,505,000**				
Target CIP Borrowing Size - FY20 - FY23 - Excluding other funding sources noted above					11,200,000	10,700,000	10,200,000	9,700,000

Project Title **ID** 194897

Generator Replacement

Barron Center

Division Environmental Services

Classification Facilities

Project Description

350 kw Generator including addition of emergency outlets thoughout both buildings.

Project Justification

The current generator has only a 180kW capacity. Our average kW demand is 200.

5 Year Cost Summary

Planning	Land	Construction	Equipment	Est Total Cost
			$430,000	$430,000

Funding Source

Year	Other Funding	Requested Funding	City Mgr Recommended	Funding Type	Approved
2019		$430,000			☐
2020					☐
2021					☐
2022					☐
2023					☐
Total		$430,000			

Other Funding Source Description

Operating Budget Impact

Project Title **ID** 184368

Expansion of walk in cooler and freezer FY19

Barron Center

Division Nutrition and Supply

Classification Facilities

Project Description

This includes excavation of the walls and installing new concrete pads in order to install a new walk in cooler and freezer.

Project Justification

Existing equipment is very old and breaks down frequently. Expansion would allow for more work space and cold storage.

5 Year Cost Summary

Planning	Land	Construction	Equipment	Est Total Cost
			$90,628	$90,628

Funding Source

Year	Other Funding	Requested Funding	City Mgr Recommended	Funding Type	Approved
2019		$90,628			☐
2020					☐
2021					☐
2022					☐
2023					☐
Total		$90,628			

Other Funding Source Description

Operating Budget Impact

Project Title **ID** 173671

Replace Patient Call System Phase II

Barron Center

Division Nursing

Classification Equipment

Project Description

Replace Patient Call System.

Project Justification

Two call bell systems have been installed in FY18. This funding is to add the system in one additional unit.

Each patient is required to have a call bell. Our system is 34 years old. It is becoming increasingly difficult to find replacement parts.

The system collects data that will allow us to improve our Quality Assurance and Performance Improvement (QAPI). This is reviewed during our annual inspection by DHHS on the State Level. This is a life safety item and it is required for each resident to have a functioning call bell.

5 Year Cost Summary

Planning	Land	Construction	Equipment	Est Total Cost
			$164,000	$164,000

Funding Source

Year	Other Funding	Requested Funding	City Mgr Recommended	Funding Type	Approved
2018		$116,000			☑
2019		$48,000			☐
2020					☐
2021					☐
2022					☐
2023					☐
Total		$164,000			

Other Funding Source Description

Operating Budget Impact

Project Title **ID** 194898

Domestic Hot Water Heaters

Barron Center

Division Environmental Services

Classification Equipment

Project Description

Provide and install the following:
Two commercial condensing, modulating gas boilers
New circulating pumps for the boilers
CPVC flue piping for the boilers
Gas piping for the boilers
Isolation and switch over valves for summer-winter operations
Power wiring for the new boilers and pumps
Controls for boiler sequincing and operations

Project Justification

The existing piping/pump arrangement cannot be modified to provide high temperature water for domestic water heating and lower temp water for building heating. The addition of new boilers will allow the 10 horse power pumps to be shut off through late spring and early fall. New boilers would heat the domestic water much more efficiiently.

5 Year Cost Summary

Planning	Land	Construction	Equipment	Est Total Cost
			$46,400	$46,400

Funding Request

Year	Other Funding	Requested Funding	Approved Funding	Funding Type	Approved
2019		$46,400			☐
2020					☐
2021					☐
2022					☐
2023					☐
Total		$46,400			

Other Funding Source Description

Operating Budget Impact

There would be an energy savings as well as potential rebates from Unitil.

Project Title **ID** 194997

Conditional Appraisal and Facility Assessment

Fire Department

Division Special Services

Classification Facilities

Project Description

Following up from FY18 station location and replacement study, an appraisal and assessment of our current stations will identify and prioritize stations which will need to be rehabbed or rebuilt.

Project Justification

The newest station in the city was built in the 1960's. With the average useful life of a fire station around 50 years, it is critical that an investment is made into the rehab and replacement of the current stations. Many are at the end of their useful life and are beyond rehabilitation.

5 Year Cost Summary

Planning	Land	Construction	Equipment	Est Total Cost
$250,000				$250,000

Funding Source

Year	Other Funding	Requested Funding	City Mgr Recommended	Funding Type	Approved
2019		$250,000			☐
2020					☐
2021					☐
2022					☐
2023					☐
Total		$250,000			

Other Funding Source Description

Operating Budget Impact

Project Title **ID** 141596

Virtualization, Storage and Redundancy Upgrade

Information Technology

Division

Classification Information Technology

Project Description

This Green initiative will increase energy efficiency by reducing the number of servers we rely on and operate. This is an IT best practice for backup and recovery and it will improve data protection, systems performance, reduce down time when systems fail. This will provide us with a disk-based storage solution which will help us to improve our data protection process in many ways. It will replace much of the aging hardware by allowing us to consolidate its systems into a virtual infrastructure running either Hyper-V or Vmware. Although it will not eliminate tape reliance, but it will reduce our reliance on tape which will increase backup performance, reliability and restoration if necessary.

Project Justification

Justification for Storage/virtualization is that the current inventory of the City's main server farm of Servers is at or exceeding the 5 year life span of Server machines. This icludes replacing current servers at City Hall and the Police Department server locations with fifteen virtualized based machines. This is an effort to reduce the footprint of individual servers by logical grouping in an effort to decrease server hardware reliance, improve reliability, redundancy and scalability of applications and data, ease the A/C demands in the data center, therefore improve energy efficiency, improve operational efficiency (ability to add servers and applications on the fly), increase the density of the virtual environment, increase "Up Time" for critical applications. This will decrease tape reliance, improve/decrease backup windows, improve reliability, improve the speed and ease of restores, replicate off site.

5 Year Cost Summary

Planning	Land	Construction	Equipment	Est Total Cost
			$410,000	$410,000

Funding Source

Year	Other Funding	Requested Funding	City Mgr Recommended	Funding Type	Approved
2015		$65,000	$65,000		☑
2016		$65,000	$65,000		☑
2017		$75,000	$75,000		☑
2018		$55,000	$55,000		☑
2019		$150,000			☐
2020					☐
2021					☐
2022					☐
2023					☐
Total		$410,000	$260,000		

Other Funding Source Description

Operating Budget Impact

Project Title **ID** 195017

Upgrade Network switches

Information Technology

Division

Classification Equipment

Project Description

Bring the City's network capability up to today's network needs - Wireless, phones, IOT

Project Justification

With increasing demands on the City's network the aged switches (installed 2006) no longer allow for the 'Latest - Greatest' technology to be deployed in an efficient manner.

5 Year Cost Summary

Planning	Land	Construction	Equipment	Est Total Cost
			$150,000	$150,000

Funding Source

Year	Other Funding	Requested Funding	City Mgr Recommended	Funding Type	Approved
2019		$150,000			☐
2020					☐
2021					☐
2022					☐
2023					☐
Total		$150,000			

Other Funding Source Description

Operating Budget Impact

$150,000.00 estimated

Project Title **ID** 14908

Phone System Upgrade

Information Technology

Division

Classification Information Technology

Project Description

The project is to upgrade to VOIP, access new technology phone services, including data on calls, conferencing, moves/changes.

Project Justification

Current system is 20+ years old. The current technology support is anticipated to be phased out.

5 Year Cost Summary

Planning	Land	Construction	Equipment	Est Total Cost
			$200,000	$200,000

Funding Source

Year	Other Funding	Requested Funding	City Mgr Recommended	Funding Type	Approved
2018		$200,000			☑
2019		$200,000			☐
2020					☐
2021					☐
2022					☐
2023					☐
Total		$400,000			

Other Funding Source Description

Operating Budget Impact

It is expected that the project will reduce operating costs through productivity improvements, and maintenance.

Project Title **ID** 163049

Temple St Garage Cond. Appraisal Rrs Concrete & S/W 1

Parking / Garages

Division Temple Street Garage

Classification Facilities

Project Description

Stairway 1 Replacement and Concrete repairs

Project Justification

Safety and recommendations from the Condition Appraisal report

5 Year Cost Summary

Planning	Land	Construction	Equipment	Est Total Cost
		$290,000		$290,000

Funding Source

Year	Other Funding	Requested Funding	City Mgr Recommended	Funding Type	Approved
2019		$290,000			☐
2020					☐
2021					☐
2022					☐
2023					☐
Total		$290,000			

Other Funding Source Description

Operating Budget Impact

Project Title **ID** 184215

Memorial Field Artificial Turf Replacement

Parks, Rec & Public Assembly

Division Parks

Classification Parks, Fields, Trails

Project Description

Memorial Field is a synthetic turf field that was installed in 2007 and since has logged over 35,000 hours of use. The turf field is home to the Deering High School sports teams, nightly community rentals, several local colleges and many Portland Youth groups. The current turf was manufactured by FieldTurf and is a dura-spine product that did not hold up to specifications. The field is 10 years and needs replacing.

Project Justification

The turf has shed its fibers, countless seem issues and the middle of the field id mostly rubber reducing it playability and performance, however it is past its warranty of 8 years. The new Turf at Fitzpatrick Stadium is from GreenFields and has held up very well over its first 3 years. If approved we would look to use the same product at Memorial.

5 Year Cost Summary

Planning	Land	Construction	Equipment	Est Total Cost
		$672,772		$672,772

Funding Source

Year	Other Funding	Requested Funding	City Mgr Recommended	Funding Type	Approved
2019		$672,772			☐
2020					☐
2021					☐
2022					☐
2023					☐
Total		$672,772			

Other Funding Source Description

Operating Budget Impact

Project Title **ID** 184247

Dougherty Skate Park Expansion

Parks, Rec & Public Assembly

Division Parks

Classification Parks, Fields, Trails

Project Description

The Portland skatepark is due for an expansion due to its popularity and overuse. The Portland Skatepark at Dougherty Field was installed in 2008 using a mix of public and private financing. After the initial design and location were determined, the city provided roughly 50% of the funding for the project through Capital Improvement funds, while the local skate community raised funds for the remaining 50% of the project. The Parks Division is again working with the community to pursue a similar funding partnership for the upcoming skatepark expansion.
Soon after installation in 2008, the skatepark became very popular and now regularly has crowds of dozens of skaters, bikers, and scooters of all ages. We estimate that on an average day in spring, summer and fall, over 120 skaters, bikers and parents visit the skatepark, with many staying an hour or more. It is not uncommon for skaters to wait in line to drop into popular features, and the Parks Division regularly receives feedback from parents, skaters and others concerning the crowded conditions at the skatepark.

Project Justification

The Parks Division has been working with the skater community and a well renowned skatepark design firm, American Ramp Company, in designing the expansion to the skate park. We have held two public design meetings in May and June of 2017, attended by over 100 skaters, bikers and community members. During the public meetings, we have discussed general design concepts and gauged interest in forming a fundraising committee to assist with private fundraising.
The new design would add 6,500 sq feet to the existing 8,350 sq feet for a new total of 14,850 sq feet. This would give Portland the largest skatepark in Maine (currently in Lewiston at 12,500 feet). The new design would add plaza skating areas, as well as learning progression areas for younger skaters.

5 Year Cost Summary

Planning	Land	Construction	Equipment	Est Total Cost
		$340,000		$340,000

Funding Source

Year	Other Funding	Requested Funding	City Mgr Recommended	Funding Type	Approved
2019	$100,000	$240,000			☐
2020					☐
2021					☐
2022					☐
2023					☐
Total	$100,000	$240,000			

Other Funding Source Description

Operating Budget Impact

The total cost estimate is $340,000. The city would contribute $240,000 towards the project through CIP funds and our Skatepark committee made up of skaters, local business owners, parents and teachers would raise $100,000 of private money towards the total project cost.

Project Title **ID** 184211

Lincoln Park Fence

Parks, Rec & Public Assembly

Division Parks

Classification Parks, Fields, Trails

Project Description

This Capital Improvement request is for supplemental funds to add to the $300,000 already appropriated in FY18 CIP. Engineer is making significant progress in providing specifications for the project to go out to bid in Winter 201-2018, but the project is proving more complex than originally thought, involving significant site work to reset existing granite pillars. Requesting an additional $100,000 in FY19.
This project will consist of removing and completely restoring the existing Lincoln Park fence that was originally installed in 1866.

Project Justification

The current fence is very rusty and the connection to the granite pillars have been lost, with many sections of the fence sitting directly on the ground with no support from the posts. Lead paint is present and the fence will have to be dismantled and taken off-site for restoration. Many of the metal fence post caps have been damaged by plows, vehicles, and people over the past 150 years and replacement parts will need to be fabricated. Some of the granite pillars have been shifted off of their foundations and need se-setting. Many of the granite footings supporting the fence posts need to be replaced and re-set at a higher height due to settling.
In combination with the ongoing walkway and fountain restoration, this project will restore the oldest park in Portland's park system.

5 Year Cost Summary

Planning	Land	Construction	Equipment	Est Total Cost
		$100,000		$100,000

Funding Source

Year	Other Funding	Requested Funding	City Mgr Recommended	Funding Type	Approved
2019		$100,000			☐
2020					☐
2021					☐
2022					☐
2023					☐
Total		$100,000			

Other Funding Source Description

Operating Budget Impact

Project Title **ID** 184202

Continued Course Improvements at Riverside Golf Course

Parks, Rec & Public Assembly

Division Golf Course

Classification Facilities

Project Description

Various unexpected improvements when needed

Project Justification

5 Year Cost Summary

Planning	Land	Construction	Equipment	Est Total Cost
		$50,000		$50,000

Funding Source

Year	Other Funding	Requested Funding	City Mgr Recommended	Funding Type	Approved
2019		$50,000			☐
2020					☐
2021					☐
2022					☐
2023					☐
Total		$50,000			

Other Funding Source Description

Operating Budget Impact

Project Title **ID** 163160

Congress Square Redesign

Planning & Urban Development

Division Planning

Classification Transportation

Project Description

This project includes completing the design work and construction of a redesigned intersection and public open spaces at High Street, Free Street, and Congress Street, called "Congress Square." The project objectives include improving traffic function and safety for all modes, improving the accessibility of the intersection crossings, sidewalks, and public open spaces, and placemaking by creating a more comfortable, functional, and attractive public space. The intersection design and construction also needs to be coordinated with the DPW signal upgrade project on Congress Street. The funding request includes design and park construction phases; the budgets are based on schematic level designs and estimates prepared by consultant WRT. The project has 3 construction phases - Phase A = roadway improvements (DPW FY20), Phase B = PMA plaza improvements (FY20), Phase C = Congress Square Park improvements (FY21)

Project Justification

This project will provide an improved sense of place at this intersection. It will improve the usability and aesthetics of Congress Square Park and the PMA plaza. It would provide economic development benefits by encouraging investment in this part of Congress Street. It would improve circulation, safety, and access at this key downtown location.

5 Year Cost Summary

Planning	Land	Construction	Equipment	Est Total Cost
$250,000		$3,000,000		$3,250,000

Funding Source

Year	Other Funding	Requested Funding	City Mgr Recommended	Funding Type	Approved
2019		$250,000			☐
2020		$500,000			☐
2021		$2,500,000			☐
2022					☐
2023					☐
Total		$3,250,000			

Other Funding Source Description

PACTS, CDBG, and other grant and private funds would be sought for these improvements but cannot be guaranteed. Similarly, Downtown TIF funds might help pay for these improvements. MDOT has agreed to fund the PDR for the intersection redesign. A private fundraising effort for this project is proposed by the project partners.

Operating Budget Impact

The changes in the intersection will likely have an operating-budget neutral impact. There will be changes to the roadway configuration that will result in less pavement to plow/maintain. The plaza spaces are designed to require as minimal maintenance as possible with the suggestion that the City continue to enter into a MOU with Friends of Congress Square Park for programming and some maintenance.

Project Title **ID** 194956

Neighborhood Byway Network Implementation

Planning & Urban Development

Division Transportation

Classification Transportation

Project Description

Multi-year implementation of a 30-mile network of Neighborhood Byways to connect neighborhood centers, schools, parks, trails/pathways and transportation centers. Years 1-5 are to designed and construct approximately 3-5 miles per year. The first 5.5 miles were implemented in 2012 with another 2 miles to be constructed in 2019.

Project Justification

Neighborhood Byways are cost-effective means to create a network of local streets prioritized for safer walking and bicycling to connect all parts of the city. The Byway focus investments in pedestrian and bikeway crossings of arterial streets rather than diliuting them based on individual citizen requests.

5 Year Cost Summary

Planning	Land	Construction	Equipment	Est Total Cost
$50,000		$530,000		$580,000

Funding Source

Year	Other Funding	Requested Funding	City Mgr Recommended	Funding Type	Approved
2019		$100,000			☐
2020		$120,000			☐
2021		$120,000			☐
2022		$120,000			☐
2023		$120,000			☐
Total		$580,000			

Other Funding Source Description

Operating Budget Impact

Additional costs for maintenance/replacement of signs and pavement markings.

Project Title **ID** 184385

Patrol Full Body Cameras

Police Department

Division Uniformd Ops Group

Classification Full Body Cameras

Project Description

Portable/wearable full body camera system on Patrol Officers

Project Justification

Additional tool to ensure Police and Public safety and continued review of Standard Operating Procedures.

5 Year Cost Summary

Planning	Land	Construction	Equipment	Est Total Cost
			$400,000	$400,000

Funding Source

Year	Other Funding	Requested Funding	City Mgr Recommended	Funding Type	Approved
2019		$400,000			☐
2020					☐
2021					☐
2022					☐
2023					☐
Total		$400,000			

Other Funding Source Description

Operating Budget Impact

No impact-Capital Funding/Project only

Project Title **ID** 194934

Records Management System

Police Department

Division Operations Support Svces

Classification Equipment

Project Description

Replace exisiting records/field reporting system (equipment & software)

Project Justification

Overall more efficient reporting process for department, in conjunction with Crime Analysis reporting.

5 Year Cost Summary

Planning	Land	Construction	Equipment	Est Total Cost
			$1,500,000	$1,500,000

Funding Source

Year	Other Funding	Requested Funding	City Mgr Recommended	Funding Type	Approved
2019		$1,500,000			☐
2020					☐
2021					☐
2022					☐
2023					☐
Total		$1,500,000			

Other Funding Source Description

Operating Budget Impact

$0. CIP Only (May require opertinging budget commitments in future years: service contract/agreements/software upgrades)

Project Title **ID** 194924

Sanitation office/ crew space

Public Buildings

Division Other Public Buildings

Classification Facilities

Project Description

Replace the dilapitated office trailer that staff call their office.

Project Justification

The current space for this department is not appropriate nor functionial.
I propose a stick built structure to meet the needs of this department. ADA work space, bathrooms, shower/lockerrooms are all space the current facility does not provide.

5 Year Cost Summary

Planning	Land	Construction	Equipment	Est Total Cost
$10,000		$190,000		$200,000

Funding Source

Year	Other Funding	Requested Funding	City Mgr Recommended	Funding Type	Approved
2019		$200,000			☐
2020					☐
2021					☐
2022					☐
2023					☐
Total		$200,000			

Other Funding Source Description

Operating Budget Impact

Project Title **ID** 194842

Replace burner #2

Public Buildings

Division Public Safety

Classification Equipment

Project Description

Replace oil burner with original equipment

Project Justification

Oil burner was was installed with an aftermarket unit during the Ameresco Energy Conservation project. They failed 2 yrs later.
It has been determined the boilers need to have the original burner in place.

5 Year Cost Summary

Planning	Land	Construction	Equipment	Est Total Cost
			$80,000	$80,000

Funding Source

Year	Other Funding	Requested Funding	City Mgr Recommended	Funding Type	Approved
2019	$40,000	$40,000			☐
2020					☐
2021					☐
2022					☐
2023					☐
Total	$40,000	$40,000			

Other Funding Source Description

Operating Budget Impact

Ameresco paid the city 40k of the 80k to replace this unit.

Project Title **ID** 173566

Hadlock Lighting Upgrades

Public Buildings

Division Hadlock Field

Classification Equipment

Project Description

Replace/Upgrade 25 yr old field lighting.

Project Justification

Currently the lighting system consist of 208 fixtures with 1- 1500 watt Metal Halide Bulb, 1 ballast, 1 capacitor per fixture. The existing system has high energy and maintenance cost, large volume of light pollution and does not meet the current standards per the leagues requirements or city ordinance. (See attached lighting plan)

New LED technology would reduce the number of fixtures by 50%, reduce light pollution 40-50%, reduce light bulb maintenance cost over the next 15 yrs to zero. 2002-2017 Field Lighting Maintenance cost 275K.

A lift would need to be rented every 5 yrs to inspect the condition of the wiring and overall pole condition. Rental cost is approx 8K.

5 Year Cost Summary

Planning	Land	Construction	Equipment	Est Total Cost
		$550,000		$550,000

Funding Request

Year	Other Funding	Requested Funding	Approved Funding	Funding Type	Approved
2019		$550,000			☐
2020					☐
2021					☐
2022					☐
2023					☐
Total		$550,000			

Other Funding Source Description

Operating Budget Impact

There's the potentioal of up to 30K in Effeciency Maine funds to offset some cost.
Reducing the lighting maintenance allows for funding to make other improvements that are needed in a 22 yr old facility.

Project Title **ID** 195008

Observatory Flagpole replacement

Public Buildings

Division Other Public Buildings

Classification Equipment

Project Description

Replace 3 wooden poles with fiberglass

Project Justification

Replace wooden poles that house the lighting strike system for the building. The poles have failed over time due mostly to the wire cable that runs through the center of the pole to protect the building from being struck by lighting, potentially causing a fire.
The proposed poles would be replaced with fiberglass to extend the life of both the poles and it's electrical/fire system

5 Year Cost Summary

Planning	Land	Construction	Equipment	Est Total Cost
		$45,000		$45,000

Funding Source

Year	Other Funding	Requested Funding	City Mgr Recommended	Funding Type	Approved
2019		$45,000			☐
2020					☐
2021					☐
2022					☐
2023					☐
Total		$45,000			

Other Funding Source Description

Operating Budget Impact

Funding through CDBG or a fund raising campaign with the Landmarks could offset the request.

Project Title **ID** 194844

Utility Upgrades

Waterfront

Division Waterfront

Classification Facilities

Project Description

Relocate and size utilities

Project Justification

Reduce the size of the utilities from an industrial use to a commercial use. Separate Portland Ocean Terminal from Oceangate Way so the existing mechanical room can be removed. This would allow for access to the building for commercial use.

5 Year Cost Summary

Planning	Land	Construction	Equipment	Est Total Cost
$50,000		$450,000		$500,000

Funding Source

Year	Other Funding	Requested Funding	City Mgr Recommended	Funding Type	Approved
2019		$500,000			☐
2020					☐
2021					☐
2022					☐
2023					☐
Total		$500,000			

Other Funding Source Description

Operating Budget Impact

Would be able to generate revenue from the 30K sq ft unused space on the 2nd fl.

Project Title **ID** 173579

On going pile/pier work at OG and P.O.T

Waterfront

Division Waterfront

Classification Marine

Project Description

Replace failing pile,bents,caps. Coat piles as needed

Project Justification

There's deteriation at the head of the pier that needs to be addressed. At some point in the past someone spliced piles,bents,caps together instead of replacing them. The splices have failed leaving a portion of the deck unsupported. These piles support truck/pedestrain access to the pier.

Funds need to be allocated for pile work on both wood and steel piles annually. We have over 9000 piles between our 3 major piers.

5 Year Cost Summary

Planning	Land	Construction	Equipment	Est Total Cost
		$1,295,000		$1,295,000

Funding Source

Year	Other Funding	Requested Funding	City Mgr Recommended	Funding Type	Approved
2017		$170,000	$170,000		☑
2019		$225,000			☐
2020		$225,000			☐
2021		$225,000			☐
2022		$225,000			☐
2023		$225,000			☐
Total		$1,295,000	$170,000		

Other Funding Source Description

Operating Budget Impact

Closure of the pier would effect lease revenues and potential cruise passenger revenues.

Project Title **ID** 173602

Replace OG Plaza Sidewalk

Waterfront

Division Waterfront

Classification Marine

Project Description

Replace concrete palza area.

Project Justification

Plaza area is built over fill on the oceans edge. Years of movment is causing trip hazards, cracks, spauling, etc to the concrete.

This area sees well over 200k people annually. Placing caution tape around the trip hazards is not ideal.

5 Year Cost Summary

Planning	Land	Construction	Equipment	Est Total Cost
		$100,000		$100,000

Funding Source

Year	Other Funding	Requested Funding	City Mgr Recommended	Funding Type	Approved
2019		$100,000			☐
2020					☐
2021					☐
2022					☐
2023					☐
Total		$100,000			

Other Funding Source Description

Operating Budget Impact

Project Title **ID** 194909

Woodford's Corner Project - Supplemental Funding

Public Works

Division Engineering

Classification Streets/Sidewalks

Project Description

10-19-17: Additional funding needed to address costs associated with awarded bid to contractor.

Project Justification

Following the opening of the bids for this project in Summer of 2017, it was determined that the low bid from Shaw Brothers would require additional funding from all parties, including the City of Portland, to award and proceed with construction. The pending three-party agreement to be taken to City Council will increase the City's cost share from $1,206,852.10 to $2,085,093.02, or an increase of $878,240.92.

The original cost agreement approved by the Council was $640,477.10 in Spring of 2016.

A modified agreement was approved by the Council for $1,206,852.10 in Winter of 2017 when it was determined street reconstruction associated with utility work would be required.

5 Year Cost Summary

Planning	Land	Construction	Equipment	Est Total Cost
$358,590	$460,000	$2,994,825		$3,813,415

Funding Source

Year	Other Funding	Requested Funding	City Mgr Recommended	Funding Type	Approved
2019	$2,935,174	$878,241			☐
2020					☐
2021					☐
2022					☐
2023					☐
Total	$2,935,174	$878,241			

Other Funding Source Description

Operating Budget Impact

This project will update signals, sidewalks, sewer, stormwater, and pavement, thus reducing maintenance needs for the foreseeable future.

Project Title **ID** 184294

MPI DOT Paving - Washgtn Ave(Ocean - Allen)

Public Works

Division Engineering

Classification Streets/Sidewalks

Project Description

The project area is Washington Avenue between Ocean Avenue and Allen Avenue. The project will also implement Bike Network features.

Project Justification

This project is needed to improve the pavement condition on one of Portland's principal arterial streets. It will also be the driver for implementing the Bike Network outcomes for this portion of Washington Ave. This 50% leveraged project would entail milling to remove the pavement surface and placing a new 2-inch pavement overlay. The City's 50% Local Match consists of 5% of total project costs for ineligible City utility costs (Sewer) and 45% General Fund request. An additional $50,000 is requested to cover all staff and consultant support.

5 Year Cost Summary

Planning	Land	Construction	Equipment	Est Total Cost
$50,000		$1,000,000		$1,050,000

Funding Source

Year	Other Funding	Requested Funding	City Mgr Recommended	Funding Type	Approved
2019	$500,000	$550,000			☐
2020					☐
2021					☐
2022					☐
2023					☐
Total	$500,000	$550,000			

Other Funding Source Description

MaineDOT MPI funds to achieve up to 50% leverage.

Operating Budget Impact

This project will reduce the need to spend City resources on emergency street repairs over the next 10 or more years.

Project Title **ID** 184304

MPI PACTS Paving - Allen Avenue (Yale-Pennell)

Public Works

Division Engineering

Classification Streets/Sidewalks

Project Description

The project area is Allen Avenue between Yale Street and Pennell Ave.

Project Justification

This project is needed to improve the pavement condition on one of the City's arterial streets. The 50% leveraged project wil entail milling to remove the pavement surface and placinga 2-inch pavement overlay. The City's 50% Local Match consists of 5% of total project cost for ineligible City utility costs(Sewer) and 45% is a General Fund request. An additional $50,000 is requesteed to cover staff, consultant support.

5 Year Cost Summary

Planning	Land	Construction	Equipment	Est Total Cost
$35,000		$394,400		$429,400

Funding Source

Year	Other Funding	Requested Funding	City Mgr Recommended	Funding Type	Approved
2019	$226,000	$203,400			☐
2020					☐
2021					☐
2022					☐
2023					☐
Total	$226,000	$203,400			

Other Funding Source Description

PACTS MPI funds to achieve up to 50% leverage.

Operating Budget Impact

This project should reduce the need for City resources for street repairs over the next 10 years or more.

Project Title **ID** 184308

PACTS Collector Paving - Allen Avenue

Public Works

Division Engineering

Classification Streets/Sidewalks

Project Description

The PACTS leveraged project area is Allen Avenue between Washington Ave. and Summit Street, and a segment of Washington Avenue between Allen and Chapman. City's Local Match is estimated at $106,250 (3 Party Agreement). Construction is expected in 2018.

Project Justification

This project is needed to improve and maintain the street pavement condition, and has been awarded to the City thru the PACTS TIP Program. Paving activity triggers adjustment and/or repair of sewer & stormwater structures. These ineligible costs are entirely borne by City. Water Resources companion request for 5% of project value above & beyond our Local Match. An additional $25,000 is requested to cover all staff and consultant support.

5 Year Cost Summary

Planning	Land	Construction	Equipment	Est Total Cost
		$425,000		$425,000

Funding Source

Year	Other Funding	Requested Funding	City Mgr Recommended	Funding Type	Approved
2019	$318,750	$106,250			☐
2020					☐
2021					☐
2022					☐
2023					☐
Total	$318,750	$106,250			

Other Funding Source Description

Federal and State Funds distributed by Maine DOT thru PACTS. Sewer Fund costs of 5% total project cost requested separately.

Operating Budget Impact

Minimizes maintenance (pothole repair) costs.

Project Title **ID** 184332

PACTS Washington Avenue Road & Signals

Public Works

Division Traffic

Classification Streets/Sidewalks

Project Description

The PACTS Executive Committee Approved the list of TIP candidates to be funded in June of 2016 for 2019 construction. On this list was the reconstruction of Washington Avenue from Cumberland Avenue to Congress Street, which includes new roadway, sidewalks, and traffic signals/lighting. Our Local Match is 25% (est. = $380,900) and split into Preliminary Engineering in FY19 and Construction in FY20. An additional $50,000 is requested for possible cost overruns. Separately requested Sewer Funds will supply City Utility ineligible costs; est. = $153,000

The majority of the funding request is set for FY20, as the project will begin in CY 2019 at the earliest, and current MaineDOT discussion is that it may happen later than that.

Project Justification

Washington Avenue on the Portland Peninsula has a poor pavement condition, and has been identified as a reconstruction candidate. In addition, the sidewalks are relatively narrow, and ramps do not meet current ADA and City design standards. Furthermore, the signal equipment is aging, and at Congress and Washington, MaineDOT has identified critical issues with the condition of the equipment, including the structures.

This portion of Washington Avenue is also in an area experiencing economic growth and new development, and these improvements would help to further accomplish that end.

5 Year Cost Summary

Planning	Land	Construction	Equipment	Est Total Cost
$150,000		$1,555,500		$1,705,500

Funding Source

Year	Other Funding	Requested Funding	City Mgr Recommended	Funding Type	Approved
2019		$150,000			☐
2020	$1,165,000	$390,500			☐
2021					☐
2022					☐
2023					☐
Total	$1,165,000	$540,500			

Other Funding Source Description

PACTS award of $1,021,240 is originally estimated 75% of total project cost. Local Match is $340,414; requesting additional $50,000 for overruns, contract modifications, and staff charges. In early to mid-2018, the PDR will supply updated engineered estimates. FY20 Water Resources request for ineligible City Utility costs estimated at $154,000.

Operating Budget Impact

This project will significantly improve a portion of Washington Avenue, with 75% leveraged funds. This should reduce near to medium-term maintenance needs.

Project Title **ID** 194910

CPR Paving - Park Avenue

Public Works

Division Engineering

Classification Streets/Sidewalks

Project Description

The project area is Park Avenue between Saint John Street and Congress Street. The requested funding is 95% of total cost. 5% of total cost is carried over in Water Resources.

Project Justification

MaineDOT will pave this street in 2018 under their Cyclical Pavement Resurfacing (CPR) Prorgram, which limits their investment to $135,000 per mile. The City must provide any additional funds necessary. The City benefits from leveraged investment to improve pavement conditions our Arterial Streets.

5 Year Cost Summary

Planning	Land	Construction	Equipment	Est Total Cost
$1,400		$116,700		$118,100

Funding Source

Year	Other Funding	Requested Funding	City Mgr Recommended	Funding Type	Approved
2019	$35,100	$83,000			☐
2020					☐
2021					☐
2022					☐
2023					☐
Total	$35,100	$83,000			

Other Funding Source Description

MaineDOT's CPR paving program; limited to $135,000 per mile.

Operating Budget Impact

Project Title **ID** 194939

CPR Paving - Valley St (entire)

Public Works

Division Engineering

Classification Streets/Sidewalks

Project Description

The project area is Valley Street between Saint John Street and Park Avenue. The requested funding is 95% of total cost. 5% of total cost is carried over in Water Resources.

Project Justification

MaineDOT will pave this street in 2018 under their Cyclical Pavement Resurfacing (CPR) Program, which limits their investment to $135,000 per mile. City must provide any additional funds necessary. The City benefits from this leveraged investment to improve pavement conditions of one of our Arterial Streets.

5 Year Cost Summary

Planning	Land	Construction	Equipment	Est Total Cost
$2,400		$171,250		$173,650

Funding Source

Year	Other Funding	Requested Funding	City Mgr Recommended	Funding Type	Approved
2019	$101,250	$72,400			☐
2020					☐
2021					☐
2022					☐
2023					☐
Total	$101,250	$72,400			

Other Funding Source Description

MaineDOT's CPR paving program; limited to $135,000 per mile.

Operating Budget Impact

Project Title **ID** 194917

Ocean Avenue Landfill

Public Works

Division Solid Waste

Classification Marine

Project Description

10/27/17: Improvements to City Landfill and old private Landfill on City Property; Stormwater, Well caps repairs,

Project Justification

Needed to bring Landfill into compliance with Maine Department of Environmental Protection Compliance.

5 Year Cost Summary

Planning	Land	Construction	Equipment	Est Total Cost
		$500,000		$500,000

Funding Source

Year	Other Funding	Requested Funding	City Mgr Recommended	Funding Type	Approved
2019		$500,000			☐
2020					☐
2021					☐
2022					☐
2023					☐
Total		$500,000			

Other Funding Source Description

Operating Budget Impact

Not doing improvwements could result in MaineDEP fines.

Project Title **ID** 141013

Pavement Preservation Program

Public Works

Division Engineering

Classification Streets/Sidewalks

Project Description

Preservation and rehab including combination of treatments ranging from crack sealing and preservation overlays to milling and resurfacing thoughout the city. Scope of work also includes improvements to storm and santitary structures, installation/improvement to handicap access, and other existing infrastructure. A reinventory of pavement conditions city-wide was completed in late fall of 2014 and results from that are being used to support the continued request for significant funding for improving and protecting our investment in infrastructure. All cost associated with a complete paving project are not direct paving costs. Funds are needed to maintain positive flow and safe access for driveways, adjustment of curb including maintain/upgrade ADA compliance, replacement/revisions to pavement markings and traffic signals (see separate Traffic signals request), adjustment/repair to sanitary/storm structures (see Sewer Fund requests).

Project Justification

Our 2014 streets inventory concluded that 22% of the City's roadways are in poor to failed condition compared to nearly 31% in 2011. This improvement was in large part due to increased funding for paving through CSO projects and an unusually high number of state aid road resurfacings. The cost to maintain a road in poor condition will be four to six times higher than a road that is in good or better condition. We need to maintain the roads that are in good condition while providing upgrades to those in poor condition. Maintaining an adequate roadway system is essential to support transportation including vehicular, transit, pedestrian, and bicycle traffic throughout the city.

Keeping more streets in a good condition greatly reduces the annual maintenance costs city wide and also reduces hours needed to address concerns from residents/business regarding poor street condition.

5 Year Cost Summary

Planning	Land	Construction	Equipment	Est Total Cost
$2,000,000		$30,550,000		$32,550,000

Funding Source

Year	Other Funding	Requested Funding	City Mgr Recommended	Funding Type	Approved
2013		$4,000,000	$2,500,000		☑
2014		$4,000,000	$2,500,000		☑
2015		$4,000,000	$1,750,000		☑
2016		$4,000,000	$1,000,000		☑
2017		$4,000,000	$2,900,000		☑
2018		$3,800,000	$2,900,000		☑
2019		$3,800,000			☐
2020		$3,800,000			☐
2021		$3,800,000			☐
2022		$3,800,000			☐
2023		$3,800,000			☐
Total		$42,800,000	$13,550,000		

Other Funding Source Description

NOTE - 5% of $4M annual Program request is made to Sewer Fund, and separate General Fund request is made for traffic signal support.

Project Title **ID** 141013

Operating Budget Impact

Saves significant hours and material costs of minimally effective pothole patching; also has an indirect savings realized with less damage to the city fleet.

Project Title **ID** 141030

Sidewalk Rehabilitation/Accessibility

Public Works

Division Engineering

Classification Sidewalks

Project Description

Oct.31, 2017: This program includes high priority sidewalk infrastructure improvements, focused on areas with the heaviest pedestrian traffic and lack of ADA compliant facilities. Scope of projects may include brick, concrete and asphalt ramp and sidewalk reconstruction, reset or replacement of curb, driveway apron reconstruction to ensure continuous travel surface in both material and grade, and any additional work (pedestrian pole relocation, minor drainage improvements, etc…) to achieve these goals.

Project Justification

Oct 2017: Significant progress has been made in spending down all prior funds; over $1M since 2016 which cleared out FY13-16. New funding is necessary to continue making progress in safety & accessibility of our pedestrian network. This project is necessary for compliance with state and federal ADA requirements to maintain accessibility along sidewalks and across public streets. This project advances more than one Council adopted plan (Complete Streets Policy, Comprehensive Plan, Sidewalk Material Policy) and aims to fund a program that formerly achieved these goals thru the operating budget.
DPW maintains a database of requests for sidewalk construction and rehabilitation. As of October 2017, this list identified a current backlog of 30 High Priority projects that have an estimated completion cost of $2.9 million. From 2015-2017, the Sidewalk Rehab Program constructed approximately $1.03 million in sidewalk and ADA infrastructure improvements and contributed another $1.1 million toward similar projects with multiple funding sources. The projects completed between 2015 and 2017 drew down lingering CIP sidewalk funds dating back to 2013.

Prior entry:
Maintaining accessibility along sidewalks and across public streets is a federal regulation (ADA). Project is necessary to meet current state or federal requirements; Project advances more than one policy of a Council adopted plan (Complete Streets and Comp Plan.)
A portion of the sidewalk funding is recommended to address high priorities identified as part of Safe Routes to School planning.
Regular repair to hazards and ongoing maintenance will prevent numerous required 'fixes' that now are funded via the operating budget.
DPW planning for 2013 Sidewalk CIP program identified over $5M in priority needs.
Repairs also prevent claims from trips or slips on hazardous sidewalk locations.
Past phases have been funded and the program remains viable - funded in FY '10, '13 & '14 CIP.
Arterial/Collector Accessibility was a high priority of the 1993 City Transportation Plan and continues to be.
Service on sidewalks in poor condition is interrupted and is a safety issue for the public; the funding is required for regular maintenance and replacement.

5 Year Cost Summary

Planning	Land	Construction	Equipment	Est Total Cost
$700,000		$6,750,000		$7,450,000

Funding Source

Year	Other Funding	Requested Funding	City Mgr Recommended	Funding Type	Approved
2013		$700,000	$700,000		☑
2014		$700,000	$700,000		☑
2015		$850,000	$700,000		☑
2016		$700,000	$500,000		☑

Project Title	**ID** 141030		
2017	$600,000	$500,000	☑
2018	$600,000	$600,000	☑
2019	$750,000		☐
2020	$750,000		☐
2021	$750,000		☐
2022	$750,000		☐
2023	$750,000		☐
Total	$7,900,000	$3,700,000	

Other Funding Source Description

Operating Budget Impact

New sidewalk segments may be added to winter sidewalk plow routes and increase operating costs. Rehabilitation of sidewalks in poor condition will reduce operating costs related to sidewalk repairs, and may reduce liability claims.

Project Title **ID** 173596

Traffic Signal Upgrades with Paving Programs

Public Works

Division Traffic

Classification Equipment

Project Description

10/17/17 FY19: Signal Work along Washington Ave./Auburn St. At 8 Locations: $800,000 in conjunction with 2 paving projects.
(supplements additional existing funding from FY15-F18 CIP requests)

Project Justification

This request will supplement smaller signal improvement requests especially FY 17 and FY 18 and will result in a completely updated Washington/Auburn St Signal Corridor.

The City and MaineDOT's paving programs expects to continue a robust period of street repair in coming funding cycles, using CIP requests, as well as anticipated locally-funded projects, and City-Administered paving projects (through the MaineDOT and PACTS MPI programs). However, in the past these type of corridor paving projects have often been saddled with various non-paving costs, like traffic signal features such as video detection, pavement loops, and pedestrian buttons (ADA requirement).

Beginning in FY17, the City sought to keep separate various types of funding for each "type" of corridor improvement. In this case, $800,000 in FY 19 is being requested for traffic signal updates and improvements for a number of intersections along Auburn St./Washington Ave as significant paving is being completed along this corridors by two different paving projects (a City-lead MPI paving project of Washington Avenue and a DOT managed collector paving project of Allen Avenue that will include a portion of Washington Ave. up to Auburn Street by Northgate Plaza.)

This request separates the signal funds and finishes both components of the Washington Ave/ Auburn St. corridor project.

5 Year Cost Summary

Planning	Land	Construction	Equipment	Est Total Cost
$160,000			$1,650,000	$1,810,000

Funding Source

Year	Other Funding	Requested Funding	City Mgr Recommended	Funding Type	Approved
2017		$185,000	$150,000		☑
2018		$210,000	$210,000		☑
2019		$800,000			☐
2020		$150,000			☐
2021		$150,000			☐
2022		$150,000			☐
2023		$200,000			☐
Total		$1,845,000	$360,000		

Other Funding Source Description

Operating Budget Impact

This work will reduce overtime calls to these deficient locations, reducing overtime costs, and also keep operating budget requests for basic signal items from being saddled with much larger needs at this location.

Project Title **ID** 141023

Traffic Signals Upgrade Program

Public Works

Division Sewer

Classification Stationary Equipment

Project Description

The FY 2019 Request will be for the following:

New structures along State Street: $200k per intersection for 3 intersections: $675,000

$600,000 in FY 2018 funding. Four signals likely to be replaced with FY18 and other CIP funding along State Street and Forest Avenue by High Street by Spring/Summer 2018.

Project Justification

Properly updated and coordinated signal systems, along with state-of-the-art detection and pedestrian/bicycle crossing devices, can improve traffic flow along major corridors and provide safety for all modes of travel. At this time, the City has approximately 120 active signal systems, and with a signal proposed for Marginal at Chestnut Street, the system is growing.

Portland invested heavily in its signal systems about 30 years ago, and had a very modern OSAM (DOS-based) control system. However, this method has long fallen out of favor, having been replaced with the Naztec Streetwise ATMS controller technology platform that allows for remote monitoring of traffic flow and signal operation. In addition, the age of much of the equipment has gotten to the point where a number of signal control cabinets have moisture problems, controllers fail, wiring is corroding, and bases are rusting away. Some type of signal failure, ranging from lights going to flash to broken wires to complete power loss happens several times a week, usually due to the age of the equipment.

The traffic technicians have become less about regular maintenance and fine-tuning and more about emergency response, having to act, often on-call after hours, to ensure the safe and efficient passage of movement along Portland's major routes.

Furthermore, current ADA and state/federal requirements dictate having larger and brighter, LED-based lighting, pedestrian crossing buttons with audio, countdown heads with a seconds indicator, video or infrared-based camera detection, 12-inch signal heads with reflective back plates and fiber-optic interconnect to bring signal systems into the 21st century. While the RTMS-based funding from PACTS and in a separate CIP account have allowed for some corridor optimization, many locations simply do not meet current operational requirements, nor do they demonstrate adequate reliability.

This year's request and subsequent requests are part of a five-year plan to bring the City's signal systems to a reliable, modern and compliant state, and allow for better pedestrian provisions, bicycle detection, and flexible timing plans during special events. The request for State Street will begin to address issues of lack of connectivity and aging equipment, and all upgrades will be able to accommodate future changes in traffic patterns if a two-way conversion is to take place at some time in the future.

Signal equipment requests in this CIP line item as of 2018 will be for signal-specific projects, as opposed to support of MaineDOT, RTMS, or City paving projects.

5 Year Cost Summary

Planning	Land	Construction	Equipment	Est Total Cost
$390,000			$4,075,000	$4,465,000

Funding Source

Year	Other Funding	Requested Funding	City Mgr Recommended	Funding Type	Approved
2014		$168,500	$165,000		☑

Project Title **ID** 141023

2015	$195,000	$230,000	$230,000	☑
2017		$200,000	$200,000	☑
2018		$900,000	$600,000	☑
2019		$675,000		☐
2020		$600,000		☐
2021		$600,000		☐
2022		$600,000		☐
2023		$600,000		☐
Total	$195,000	$4,573,500	$1,195,000	

Other Funding Source Description

Operating Budget Impact

Reduction in call back and service calls. Lower eletrical operating costs with LED installations. Safer pedestrian crossings meeting ADA compliance.

Project Title **ID** 141009

CSO Compliance - SRF Ineligibles

Public Works

Division Engineering

Classification Streets/Sidewalks

Project Description

To fund portions of the City's 2019 Combined Sewer Overflow (CSO) projects that are not State Revolving Loan Funds (SRF) eligible. Example CY2018 projects include: Preble Street, Bedford Street, Mackworth Street and Ocean Avenue where sidewalks, curbing, and road rehabilitation (including full width paving) are typically necessary.

These projects will be expected to achieve additional improvements to infrastructure, and if SRF is used to fund the CSO objectives the City will be obligated to supply funding from CIP. These project objectives & CIP funding needs will continue to exist as long as SRF is used for the ongoing CSO Program.

Project Justification

The City's CSO program is a Federally and State mandated program.
The City's use of the State Revolving Loan Fund (SRF) limits the ability to repair and upgrade infrastructure to the City's ADA compliance and technical standards requirements. Limitations include the installation of new gravels, underdrain, granite curbing, ADA ramps, and sidewalks.
This funding is also used for the purchase of easements and property to achieve CSO project execution.

5 Year Cost Summary

Planning	Land	Construction	Equipment	Est Total Cost
		$12,300,000		$12,300,000

Funding Source

Year	Other Funding	Requested Funding	City Mgr Recommended	Funding Type	Approved
2013		$500,000	$500,000		☑
2015		$1,000,000	$800,000		☑
2017		$1,000,000	$400,000		☑
2018		$1,000,000	$600,000		☑
2019		$2,000,000			☐
2020		$2,000,000			☐
2021		$2,000,000			☐
2022		$2,000,000			☐
2023		$2,000,000			☐
Total		$13,500,000	$2,300,000		

Other Funding Source Description

Operating Budget Impact

Dependent on each project scope; there could be reduced maintenance costs of roadways, pavement markings, signal systems, and sidewalks if improvements are made to those systems as CSO abatement work progresses

Project Title **ID** 184138

Franklin Street Design Completion and Construction

Public Works

Division Engineering

Classification Streets/Sidewalks

Project Description

Franklin Street has been the focus of attention for some time, and in 2015, the Transportation Master Plan was completed, envisioning changes and modifications for the entirety of the roadway, from I-295 to Commercial Street.

The early design stages (horizontal and vertical alignment) are largely completed as of Fall 2017. Prior to any construction, full design will be required. Upon completion of full design, the City anticipates construction of outcomes as follows:

Phase 1: Transportation Improvements to Franklin from Somerset Street to I-295. Final Design in CY2018, and Construction in CY2019. (Total cost $4.3 million)
Phase 2: Transportation Improvements to Franklin from Commercial Street to Middle Street. Final Design in CY2021, and Construction in CY2022. (Total cost $2.6 million)
Phase 3: Transportation Improvements to Franklin from Middle Street to Somerset Street. The most costly of the proposed project components, this work will be designed and constructed in outyears beyond 2023. (Total cost $6.2 million)

In addition, the addition of a significant stormwater pipe from Congress Street to Back Cove is part of the City's future CSO work. Staff recommend that these outcomes be coordinated, and a separate Sewer Fund CIP funding request for design and construction of this outcome has been made.

The proposed configuration changes to the Exit 7 ramps themselves will be completed by MaineDOT, likely in CY 2019.

Project Justification

This project will accomplish the following:

1.) Significant improvements to vehicular capacity from Somerset to I-295.
2.) A safer cross-section from Middle to Commercial.
3.) Safety and capacity improvements at Cumberland and Congress.
4.) Improved access at Oxford, Newbury and a full access at Federal.
5.) Expansion of historic Lincoln Park.
6.) Improved sidewalk and bicycle facilities.
7.) Updated signal equipment.

5 Year Cost Summary

Planning	Land	Construction	Equipment	Est Total Cost
$500,000		$8,300,000		$8,800,000

Funding Source

Year	Other Funding	Requested Funding	City Mgr Recommended	Funding Type	Approved
2019		$250,000			☐
2020	$1,500,000	$4,300,000			☐
2021					☐
2022		$250,000			☐
2023		$2,500,000			☐
Total	$1,500,000	$7,300,000			

Other Funding Source Description

Project Title **ID** 184138

MaineDOT will pay for the Exit 7 changes, shown as $1,500,000 in this request.

Operating Budget Impact

This project would result in completely updated facilities, and reduce the amount of maintanance currently needed.

Project Title **ID** 194967

PACTS USM Roundabout

Public Works

Division Engineering

Classification Streets/Sidewalks

Project Description

Anticipated scope/cost increase beyond Local Match CIP funds authorized previously.

Project Justification

Design and ROW now underway; scope being re-evaluated.

5 Year Cost Summary

Planning	Land	Construction	Equipment	Est Total Cost
		$100,000		$100,000

Funding Source

Year	Other Funding	Requested Funding	City Mgr Recommended	Funding Type	Approved
2019		$100,000			☐
2020					☐
2021					☐
2022					☐
2023					☐
Total		$100,000			

Other Funding Source Description

Operating Budget Impact

Project Title **ID** 184325

Street Rehabilitation Program

Public Works

Division Engineering

Classification Streets/Sidewalks

Project Description

This program would focus on streets that require more than just paving. Street selected for reconstruction would have pavement condition ratings of "Failed," "Serious," or "Very Poor," based on pavement condition index (PCI) ratings in the most recent pavement management inventory. This includes the following street segments, for example: Alba St., Alden Circle, Cottage St., Kingsmark Lane, Mabel St., McAlister Farm Rd. Monument St. (St. Lawrence St. to Ponce St.), Munjoy St., Murray St., Powsland Street, and West Presumpscot St.
Each project results in activity that triggers adjustment, repair, and/or upgrades of sewer & stormwater systems. Typical contract costs show that 30% of the total project value is for sewer & stormwater structure work. Therefore separate Sewer Fund CIP requests are also being made.

Project Justification

This project is needed to address streets where the pavement has failed, or is in very poor condition, as a result of deferred maintenance, old age, and poor original construction.
City utility systems in these streets typically must also be addressed; those costs are estimated at 30% of total value & requested via Sewer Fund.

5 Year Cost Summary

Planning	Land	Construction	Equipment	Est Total Cost
$1,000,000		$10,650,000		$11,650,000

Funding Source

Year	Other Funding	Requested Funding	City Mgr Recommended	Funding Type	Approved
2018		$500,000	$200,000		☑
2019		$250,000			☐
2020		$2,800,000			☐
2021		$2,800,000			☐
2022		$2,800,000			☐
2023		$2,800,000			☐
Total		$11,950,000	$200,000		

Other Funding Source Description

30% of the estimated project costs are attributed to Sewer and/or Stormwater costs; they are requested separately via CIP Sewer Fund. General Fund requests are for 70% of total project estimates.

Operating Budget Impact

This project should reduce the need for City resources needed for "pothole" repairs and other such street repairs that typically have short service lives and relatively high unit cost.

Project Title **ID** 141740

PACTS RTMS - Traffic Signals

Public Works

Division Traffic

Classification Stationary Equipment

Project Description

RTMS = Regional Transportation Management Systems
Fiber Connection on High St from York to Congress: $50,000
Updates to State/York: $30,000
Fiber/Communications for Auburn/Washington Signal Project: $200,000
RTMS Match to PACTS: $20,000

Local support to augment PACTS UPWP funding for regional transportation system upgrades. Includes money for new equipment and especially improved communications. Anticipate requiring approximately $200,000 to $300,000 per year, which includes PACTS funding. In FY18 the City began on a project solely dedicated to updates on Auburn Street and Washington Avenue, solely funded with local money. This request would aid in supplying capital for the communications portion of the work.

The FY16 funding request is for component and communications upgrades for the intersections of Congress/India, Congress/Washington, and Washington/Cumberland. The equipement is generally out of date, and in same cases, begun to malfunction. The total request is for $271,770 in equipment upgrades, plus the PACTS match of $5,500, for $277,270. The existing FY15 funds will be allotted between the local match for the Congress Street work ($82,500), with the remainder going to Washington Avenue and Auburn Street improvements.

Project Justification

The City of Portland has partnered with Portland Area Comprehensive Transportation Study (PACTS), as well as the Cities of Westbrook, South Portland, Biddford, Saco and the Town of Scarborough to oversee the deployment of transportation management systems for the more efficient flow of traffic and improved detection for all modes along the City's major travel corridors. Work to date has included upgrades along Riverside Street, Brighton Avenue and Forest Avenue.

Significant work remains to be done along Congress Street on the downtown peninsula, Forest Avenue in the Parkside area, as well as portions of Washington Avenue, Cumberland Avenue, and State and High streets. One of the top priorities will be to provide improved fiber-optic connections so that up-to-date communications can be achieved at Traffic Operations (currently at 55 Portland Street, future location TBD). Longer-term, the region anticipates upgrading technology to allow for up-to-date emergency vehicle and transit vehicle pre-emption systems.

5 Year Cost Summary

Planning	Land	Construction	Equipment	Est Total Cost
$300,000			$2,187,500	$2,487,500

Funding Source

Year	Other Funding	Requested Funding	City Mgr Recommended	Funding Type	Approved
2014	$22,000	$78,000	$80,000		☑
2015	$22,000	$167,000	$165,000		☑
2016	$269,500	$277,270	$100,000		☑
2017	$22,000	$222,000	$222,000		☑
2018	$30,000	$260,000	$260,000		☑
2019		$270,000			☐
2020		$250,000			☐
2021		$250,000			☐

Project Title	**ID**	141740		
2022		$250,000		☐
2023		$275,000		☐
Total	$365,500	$2,299,270	$827,000	

Other Funding Source Description

PACTS Share of RTMS program.

Operating Budget Impact

This funding will help to supplement the limited money from PACTS and MaineDOT for RTMS upgrades, as well as reducing the strain on the capital available for City signal equipment.

Project Title **ID** 194818

Arterial Street Ped Crossings

Public Works

Division Engineering

Classification Streets/Sidewalks

Project Description

Pedestrian street crossing systems on India St, Forest Ave, Brighton Ave, & High St (at Deering = priority). NOTE - India St will be paved in 2019; this work must precede or be included in that MaineDOT CPR paving contract.

Project Justification

Creating and maintaining accessibility across public streets is a federal regulation (ADA), and the City is committed to ensuring safety for all users of the ROW. Program is necessary to meet current state or federal requirements & advances more than one policy of Council adopted plans (Complete Streets and Comp Plan.)

5 Year Cost Summary

Planning	Land	Construction	Equipment	Est Total Cost
$100,000		$600,000		$700,000

Funding Source

Year	Other Funding	Requested Funding	City Mgr Recommended	Funding Type	Approved
2019		$100,000			☐
2020		$125,000			☐
2021		$150,000			☐
2022		$150,000			☐
2023		$175,000			☐
Total		$700,000			

Other Funding Source Description

Operating Budget Impact

Dependent on design, may increase winter maintenance costs.

Project Title **ID** 194965

Andrew Square Rehabilitation

Public Works

Division

Classification Streets/Sidewalks

Project Description

Sidewalk improvemets and Curb relignmnet

Project Justification

Pedestrian and vehicle safety improvements

5 Year Cost Summary

Planning	Land	Construction	Equipment	Est Total Cost
		$100,000		$100,000

Funding Source

Year	Other Funding	Requested Funding	City Mgr Recommended	Funding Type	Approved
2019		$100,000			☐
2020					☐
2021					☐
2022					☐
2023					☐
Total		$100,000			

Other Funding Source Description

Operating Budget Impact

Project Title **ID** 194914

Park Ave Protected Bike Lanes

Public Works

Division Engineering

Classification Streets/Sidewalks

Project Description

10/19/17: Construct Bike Lanes on 2 segments of Park Ave.; between Saint John Street and Forest Avenue and Deering, and St John Street to Marston Street. Outcomes are dependent on Bayside Trail Extension Study recommendations due in early 2018.

Project Justification

By creating these 2 segments of Bike Lanes the Park Ave corridor will be complete and the complete the on-road Bikeway Network corridor from Bayside Trail to the Portland Transportation Center/Fore River Parkway Trail through Outer Congress will be connected. A short section of bikeway on Marston Street and Frederic Street will remain to complete a full connection and is included in a Planning Dept funding request.

5 Year Cost Summary

Planning	Land	Construction	Equipment	Est Total Cost
		$100,000		$100,000

Funding Source

Year	Other Funding	Requested Funding	City Mgr Recommended	Funding Type	Approved
2019		$100,000			☐
2020					☐
2021					☐
2022					☐
2023					☐
Total		$100,000			

Other Funding Source Description

Operating Budget Impact

Additional annual costs for pavement markings will result.

Project Title **ID** 141708

RR Quiet Zone Compliance Program

Public Works

Division Traffic

Classification Streets/Sidewalks

Project Description

Quad Gates at Brighton Avenue: $1,000,000 (?)

10/17/17: Railroad Quiet Zones(RRQZ) are designataed railroad locations or corridors that restrict trains from using their train horns as warnings as the train enters the RRQZ.
Pan Am Railroad Company operates in three (3) Portland RRQZs over a total of twenty (20) public highway/railroad at grade crossings in the City. Many of our crossings are very close to residential areas such as in the Deering Highlands area, Woodfords' Corner and some North Deering neighborhoods as well. While certainly not wanting to compromise safety, the ability to restrict the rail carrier from automatic horn or whistle activation allows these neighborhoods and districts to maintain quality of living elements while reducing excessive noise. The three (3) Quiet Zones in the City of Portland are as defined as follows:

RRQZ 1-Portland Mountain Division II. The crossings in the Portland Mountain Division II Quiet Zone are: Congress Street; Frost Street; Rand Road; and Pine Tree Industrial Parkway.

RRQZ 2- Portland WN & P II. The crossings in the Portland WN&P Quiet Zone are: Forest Avenue and Bishop Street.

RRQZ 3- Portland ST. Maine Line II. The crossings in the Portland St Maine Line II are: Congress Street; Brighton Avenue; Prospect Street; Ashmont Street; Coyle Street; Lincoln Street; Revere Street; Woodfords Street; Saunders Street; Forest Avenue; Walton Street; Read Street; Allen Avenue; Riverside Street.
The Federal Rail Authority (FRA) requires that RRQZ be in compliance with safety guidelinesand if not the municipality must implement Supllemental Safety Measurements (SSM) to laintain the RRQZ. Since funding for SSM's is not available through any State or Federal agency and there are no grant funds available, staff believes that it is prudent to budget 00,000 a year for each of the next five years in the City's CIP. Recent conversations with Pan Am have indicated that they may agree to a four-gate equipment upgrade system, which provides a significant reduction in risk without the property impacts associated with a median treatment or the higher costs associated with full quad gates. Current funding should allow for completion of work at Brighton Avenue and Walton Street. This request would be for a four-gate system to be provided at the Allen Avenue crossing.

$800,000 funded in FY 2017.

Project Justification

Pan Am Railroad lines and crossings were upgraded to accommodate the 2012 extension of the Downeaster passenger train service between Portland and Brunswick with two (2) round trips per day going through the Portland corridor. For comparisons, presently there can be as many as eight (8) freight trains that travel through this Portland corridor daily now there will be at least 14 trips through the corridor. The train speed of the Downeaster within the City limits will be 30 mph from Congress Street to Allen Avenue and outside of the City limits, from Allen Avenue to past Falmouth Road will be 60 mph. Each of the crossings will be equipped with standard equipment including video monitoring, grade crossing predictors, crossing monitor and recording technology, gates, electronic bells, 12 inch flashing lights as well as the ability to record positive gate down status.

The Federal Rail Administration (FRA) is responsible for enforcement of the Quiet Zone designation in cities and towns, and conducts regular compliance evaluations of a community's quiet zone status to assess if that Quiet Zone needs to be modified, continue as is or be removed. These inspections, known as Risk Reviews, evaluate relevant train transportation and accident data within 5 years preceding the annual risk review. Additionally, the State and the City are responsible for inventory updates that reflect any changes to the crossings, including items such as traffic counts, train frequency and speeds and any local accident data that may not have been reported to the FRA. The FRA attaches a risk assessment number to each crossing that reflects their survey and that supplied by the state and municipality. This risk number is then compared to the National Risk Assessment index. If a quiet zone measurement is higher than the national risk assessment, then the entire Quiet Zone is out of compliance and the Municipality must install Supplemental Safety Measurements

Project Title **ID** 141708

(SSM's) to maintain the zone.

There are 14 types of SSM's available for mitigation, but many offer a small risk reduction decrease for a large investment. Others may not be used a certain locations. Because our Quiet Zone with the most crossings – The Maine Line II, goes right through concentrated business and residential areas, we are further confined to a few choices.

The City expects to submit a new inventory and affirmations to the FRA at the end of this year. We expect that increased vehicle and train counts as well as increased speeds will increase our overall risk index. This comes at a time when the National Risk Index is expected to drop, making compliance even more difficult.

5 Year Cost Summary

Planning	Land	Construction	Equipment	Est Total Cost
		$1,750,000		$1,750,000

Funding Source

Year	Other Funding	Requested Funding	City Mgr Recommended	Funding Type	Approved
2014		$100,000	$100,000		☑
2015		$400,000	$400,000		☑
2017		$1,000,000	$800,000		☑
2018		$50,000	$25,000		☑
2019		$25,000			☐
2020		$100,000			☐
2021		$100,000			☐
2022		$100,000			☐
2023		$100,000			☐
Total		$1,975,000	$1,325,000		

Other Funding Source Description

Operating Budget Impact

As there are no alternative sources for quiet zone funds, any work completed in order to maintain Quiet Zone compliance must be accomplished via local funding sources.

Project Title **ID** 173422

DHS - Fire Sprinkler System Installation

School Department

Division School Maintenance

Classification Facilities

Project Description

Provide new underground water service, create new fire sprinkler (valve) room, run piping throughout both buildings (including attics and crawl spaces), integrate systems (wet and dry) with fire alarm system plus miscellaneous connections and repairs

Project Justification

Deering has limited, partial sprinkler protection in the 1982 addition only leaving about 185,000 SF of occupied space and about 60,000 SF of attic and crawl space unprotected.

5 Year Cost Summary

Planning	Land	Construction	Equipment	Est Total Cost
		$1,255,130		$1,255,130

Funding Source

Year	Other Funding	Requested Funding	City Mgr Recommended	Funding Type	Approved
2019	$1,255,130				☐
2020					☐
2021					☐
2022					☐
2023					☐
Total	$1,255,130				

Other Funding Source Description

Submitted Revolving Fund Application 9/21/16.

Operating Budget Impact

Project Title **ID** 194983

Lincoln ADA accessibility and secure entry vestibule

School Department

Division School Maintenance

Classification Facilities

Project Description

Install new granite steps and ADA compliant ramp and railings along with relocating the office to the front of the building and creating a secure entrance vestibule at the top of the stairs/ramp.

Project Justification

The current main entrance into Lincoln Middle School from Stevens Avenue is up a flight of irregular height (9" high) granite steps with the office across the hall from the main entrance with limited visibility of anyone entering or exiting the facility except when they request to be buzzed in and are seen on the camera.

5 Year Cost Summary

Planning	Land	Construction	Equipment	Est Total Cost
$71,200		$640,926		$712,126

Funding Source

Year	Other Funding	Requested Funding	City Mgr Recommended	Funding Type	Approved
2019		$712,126			☐
2020					☐
2021					☐
2022					☐
2023					☐
Total		$712,126			

Other Funding Source Description

Operating Budget Impact

Project Title **ID** 184355

King - Boiler Replacement

School Department

Division School HVAC

Classification Facilities

Project Description

Replace two steam boliers nearing the end of their useful life with two hot water gas condensing boilers as well as replace piping and other accessories as required.

Project Justification

The interior sheet and tubes have failed on boiler #2 and it is offline (tagged out). Boiler # 1 is in fair condition, but City HVAC remains confident that we will make it through this heating season. However, as of today, there is no redundancy for heat at King.

5 Year Cost Summary

Planning	Land	Construction	Equipment	Est Total Cost
$50,000		$450,000		$500,000

Funding Source

Year	Other Funding	Requested Funding	City Mgr Recommended	Funding Type	Approved
2019		$500,000			☐
2020					☐
2021					☐
2022					☐
2023					☐
Total		$500,000			

Other Funding Source Description

Operating Budget Impact

Project Title **ID** 194984

District ADA compliance upgrades

School Department

Division School Maintenance

Classification Facilities

Project Description

Our recent Facilities Assessment highlighted a number of ADA compliance issues across the district including building access, door hardware and sinks

Project Justification

This project would permit us to get a start on addressing these issues at schools that are not currently scheduled for major renovations

5 Year Cost Summary

Planning	Land	Construction	Equipment	Est Total Cost
		$338,198		$338,198

Funding Source

Year	Other Funding	Requested Funding	City Mgr Recommended	Funding Type	Approved
2019		$338,198			☐
2020					☐
2021					☐
2022					☐
2023					☐
Total		$338,198			

Other Funding Source Description

Operating Budget Impact

Project Title **ID** 184311

District Phone System

School Department

Division Administration

Classification Equipment

Project Description

Current VOIP system with call manager is no longer supported by the vendor

Project Justification

The Portland Public Schools depends on VOIP for virtually all of its telephone communications

5 Year Cost Summary

Planning	Land	Construction	Equipment	Est Total Cost
			$335,000	$335,000

Funding Source

Year	Other Funding	Requested Funding	City Mgr Recommended	Funding Type	Approved
2019		$335,000			☐
2020					☐
2021					☐
2022					☐
2023					☐
Total		$335,000			

Other Funding Source Description

Operating Budget Impact

Project Title **ID** 173448

Moore - Fire Alarm System Replacement - Engineering and Installation

School Department

Division School Maintenance

Classification Facilities

Project Description

Replace antiquated system with fully addressable system

Project Justification

1980's vintage conventional zoned FCI control panel system does not comply with current code. Occupant notification has been updated to comply with ADA requirements in only 1/3 of the building.

5 Year Cost Summary

Planning	Land	Construction	Equipment	Est Total Cost
$20,000		$250,000		$270,000

Funding Source

Year	Other Funding	Requested Funding	City Mgr Recommended	Funding Type	Approved
2019		$270,000			☐
2020					☐
2021					☐
2022					☐
2023					☐
Total		$270,000			

Other Funding Source Description

Operating Budget Impact

Project Title **ID** 173552

King - Fire Alarm System Replacement - engineering and installation

School Department

Division School Maintenance

Classification Facilities

Project Description

Update fire alarm system to be fully adddressable

Project Justification

The fire alarm control panel is a Simplex 4002 series conventional zoned system. Occupant notification is not compliant with current code or ADA except in health station.

5 Year Cost Summary

Planning	Land	Construction	Equipment	Est Total Cost
$20,000		$250,000		$270,000

Funding Source

Year	Other Funding	Requested Funding	City Mgr Recommended	Funding Type	Approved
2019		$270,000			☐
2020					☐
2021					☐
2022					☐
2023					☐
Total		$270,000			

Other Funding Source Description

Operating Budget Impact

Project Title **ID** 141616

PHS - Roof Replacement - Engineering

School Department

Division School Maintenance

Classification Facilities

Project Description

Install R-30 insulation and new membrane roof as well as strengthen structural supports as required to meet current code. Skylights will also need to be replaced and some interior wall repair may also be required where previous water infiltration has impacted the structure.

Project Justification

The membrane roof over the wood deck of the original 1863 school building has been in place for over 25 years and is in very poor condition. The 25+ year old membrane roof over the gravel surfaced coal tar built up roof and concrete deck of the 1919 addition is also in very poor condition. The 1991 addition roof is in fair condition, but should be replaced in the next 2-3 years. The connector roof between the 1863 and 1919 structures is in good condition and could last another 15+ years with proper maintenance. The majority of the steel beam, girder-purlin roof structure of the 1919 addition will support the planned roof replacement, but some structural reinforcement will be required to meet current code. Likewise, the timber girder structure of the 1863 building will require structural reinforcement. Kalwall panels on skylights are also failing with no manufacturer recommended coatings to prolong the life of the panels.

5 Year Cost Summary

Planning	Land	Construction	Equipment	Est Total Cost
$130,000		$1,730,000		$1,730,000

Funding Source

Year	Other Funding	Requested Funding	City Mgr Recommended	Funding Type	Approved
2019					☐
2020					☐
2021					☐
2022					☐
2019					☐
2020		$1,730,000			☐
2021					☐
2022					☐
2023					☐
Total		$1,730,000			

Other Funding Source Description

Operating Budget Impact

Reduces utility costs.

Project Title **ID** 173556

School Bus Replacements

School Department

Division Transportation

Classification Vehicles

Project Description

Purchase two small, type A, 14 passenger buses

Project Justification

Scheduled replacements per Transportation ten year plan

5 Year Cost Summary

Planning	Land	Construction	Equipment	Est Total Cost
			$737,065	$737,065

Funding Source

Year	Other Funding	Requested Funding	City Mgr Recommended	Funding Type	Approved
2018		$132,000	$132,000		☑
2019		$97,000			☐
2020					☐
2021					☐
2022		$508,065			☐
2023					☐
Total		$737,065	$132,000		

Other Funding Source Description

Operating Budget Impact

Project Title **ID** 184112

Energy Management Control Upgrades

School Department

Division School HVAC

Classification Facilities

Project Description

Our controls contractor has been recommending an upgrade for over ten years. We were able to update the software this year and hope to start replacing servers and other devices in the coming year.

Project Justification

Antiquated building automation system is no longer supported by original vendor.

5 Year Cost Summary

Planning	Land	Construction	Equipment	Est Total Cost
			$50,000	$50,000

Funding Source

Year	Other Funding	Requested Funding	City Mgr Recommended	Funding Type	Approved
2019		$50,000			☐
2020					☐
2021					☐
2022					☐
2023					☐
Total		$50,000			

Other Funding Source Description

Operating Budget Impact

Upgrading the system will allow us to better manage our utility infrastructure and, thus, reduce opersting costs.

Project Title **ID** 184336

DHS Kitchen Remodel/Upgrade

School Department

Division School Maintenance

Classification Facilities

Project Description

$50,000 for an architect and kitchen designer for site work and plans in FY19 and $200,000 (possibly more) for the project in FY20.
Replace serving lines with refrigerated units. Move the steamer, ovens, tilt skillet and dishwasher in the back of the house, and salad bar units and service stations in the front of the house.
In order to update the equipment, siginificant electrical upgrades would be needed.

Project Justification

The last update was in the 1990's, since that time both health codes and school meal requirements have changed dramatically.
This will change the flow of the serving area to better utilize the space, and not have to move equipment daily to minimize the wear and tear that is currently on the units in the front of the house.

5 Year Cost Summary

Planning	Land	Construction	Equipment	Est Total Cost
$50,000		$200,000		$250,000

Funding Source

Year	Other Funding	Requested Funding	City Mgr Recommended	Funding Type	Approved
2019		$50,000			☐
2020		$200,000			☐
2021					☐
2022					☐
2023					☐
Total		$250,000			

Other Funding Source Description

Operating Budget Impact

Project Title **ID** 194733

Trash and Recycling Trucks

Vehicle Maintenance

Division Public Works

Classification Vehicles

Project Description

Purchase replacement rubbish and recycling collection vehicles

Project Justification

9 rubbish packers are used for curbside reycling and trash collectoin on the mainland. 7 of the nine are now over 10 years old and not reliable. The City should purchase 3 packers each of the next two years and one every year going forward to increase reliablility and decrease downtime. This request is for 2 automated and 1 rear load rubbish packers.

FY19 - 2 automated at $300k each and 1 rear load at $250k = $850k
FY20 - 2 automated at $300k each and 1 rear load at $250k = $850k
FY21 - 1 rear loat at $250k
FY22 - 1 rear load at $250k
FY23 - 1 rear load at $250k

5 Year Cost Summary

Planning	Land	Construction	Equipment	Est Total Cost
			$2,450,000	$2,450,000

Funding Source

Year	Other Funding	Requested Funding	City Mgr Recommended	Funding Type	Approved
2019		$850,000			☐
2020		$850,000			☐
2021		$250,000			☐
2022		$250,000			☐
2023		$250,000			☐
Total		$2,450,000			

Other Funding Source Description

Operating Budget Impact

Reduced maintenance costs

Project Title **ID** 184270

3/4 Ton Pickup - PRF Ballfields - 2199

Vehicle Maintenance

Division Recreation and Facilities

Classification Vehicles

Project Description

2001 Ford F250

Project Justification

scheduled replacement

5 Year Cost Summary

Planning	Land	Construction	Equipment	Est Total Cost
			$40,000	$40,000

Funding Source

Year	Other Funding	Requested Funding	City Mgr Recommended	Funding Type	Approved
2019		$40,000			☐
2020					☐
2021					☐
2022					☐
2023					☐
Total		$40,000			

Other Funding Source Description

Operating Budget Impact

Project Title **ID** 184266

3/4 Ton Pickup - PRF Parks - 2202

Vehicle Maintenance

Division Recreation and Facilities

Classification Vehicles

Project Description

2001 Ford F250

Project Justification

scheduled replacement

5 Year Cost Summary

Planning	Land	Construction	Equipment	Est Total Cost
			$40,000	$40,000

Funding Source

Year	Other Funding	Requested Funding	City Mgr Recommended	Funding Type	Approved
2019		$40,000			☐
2020					☐
2021					☐
2022					☐
2023					☐
Total		$40,000			

Other Funding Source Description

Operating Budget Impact

Project Title **ID** 141233

3/4 Ton Pickup Replacement - Parks 2203

Vehicle Maintenance

Division Recreation and Facilities

Classification Vehicles

Project Description

2001 3/4 ton work truck

Project Justification

scheduled replacement

5 Year Cost Summary

Planning	Land	Construction	Equipment	Est Total Cost
			$40,000	$40,000

Funding Source

Year	Other Funding	Requested Funding	City Mgr Recommended	Funding Type	Approved
2019		$40,000			☐
2020					☐
2021					☐
2022					☐
2023					☐
Total		$40,000			

Other Funding Source Description

Operating Budget Impact

Project Title **ID** 141568

Wheel Loader Replacement - Trades 5006

Vehicle Maintenance

Division Recreation and Facilities

Classification Vehicles

Project Description

1998 wheel loader w/ plow

Project Justification

scheduled replacement

5 Year Cost Summary

Planning	Land	Construction	Equipment	Est Total Cost
			$180,000	$180,000

Funding Source

Year	Other Funding	Requested Funding	City Mgr Recommended	Funding Type	Approved
2019		$180,000			☐
2020					☐
2021					☐
2022					☐
2023					☐
Total		$180,000			

Other Funding Source Description

Trade existing loader and purchase new on NJPA contract

Operating Budget Impact

Project Title **ID** 141174

Grader Replacement - Winter 5096

Vehicle Maintenance

Division Public Works

Classification Vehicles

Project Description

1996 road grader for plowing. This proposal is to purchase a late model used motor grader for winter operations.

Project Justification

scheduled replacement

5 Year Cost Summary

Planning	Land	Construction	Equipment	Est Total Cost
			$225,000	$225,000

Funding Source

Year	Other Funding	Requested Funding	City Mgr Recommended	Funding Type	Approved
2019		$225,000			☐
2020					☐
2021					☐
2022					☐
2023					☐
Total		$225,000			

Other Funding Source Description

Operating Budget Impact

Cost of new replacement is $400k and capital monies will be saved by purchasing late model used.

Project Title **ID** 141114

Car 7 & Service Truck 2 Replacement - Fire

Vehicle Maintenance

Division Fire Department

Classification Vehicles

Project Description

Both Car7 and Service Truck 2 are in need of replacement. This request would combine these two vehicles into 1 and reduce fire fleet by 1. A 3/4 ton crew cab 4x4 shortbed pickup truck with liftgate is proposed.

Project Justification

Schedule replacement

5 Year Cost Summary

Planning	Land	Construction	Equipment	Est Total Cost
			$40,000	$40,000

Funding Source

Year	Other Funding	Requested Funding	City Mgr Recommended	Funding Type	Approved
2019		$40,000			☐
2020					☐
2021					☐
2022					☐
2023					☐
Total		$40,000			

Other Funding Source Description

Operating Budget Impact

Project Title **ID** 163058

Loader DPS 5116

Vehicle Maintenance

Division Public Works

Classification Vehicles

Project Description

2001 Komatsu loader

Project Justification

scheduled replacment

5 Year Cost Summary

Planning	Land	Construction	Equipment	Est Total Cost
			$210,000	$210,000

Funding Source

Year	Other Funding	Requested Funding	City Mgr Recommended	Funding Type	Approved
2019		$210,000			☐
2020					☐
2021					☐
2022					☐
2023					☐
Total		$210,000			

Other Funding Source Description

Operating Budget Impact

Project Title **ID** 14998

TA Dump Truck Replacement - Districting 3096

Vehicle Maintenance

Division Public Works

Classification Vehicles

Project Description

Tandem axle, 55,000 gvw dump truck with plow gear, sander and calcium system

Project Justification

Current unit is a model year 1998 used as a front line plow and on construction projects during the summer. A new unit will decrease down time and maintenance costs.

DPW is reconfiguring the plow fleet to include more single axle trucks and this tandem axle truck will be replaced with single

5 Year Cost Summary

Planning	Land	Construction	Equipment	Est Total Cost
			$210,000	$210,000

Funding Source

Year	Other Funding	Requested Funding	City Mgr Recommended	Funding Type	Approved
2019		$210,000			☐
2020					☐
2021					☐
2022					☐
2023					☐
Total		$210,000			

Other Funding Source Description

Operating Budget Impact

Project Title **ID** 141804

Police Cruisers (7)) Replacement - Police

Vehicle Maintenance

Division Police Department

Classification Vehicles

Project Description

Yearly replacement of 7 marked police cruisers @$38,000 each ($25,000 each plus upfit of $7,000 and Watchguard unit of $6,000). Note that Toughbook for each vehicle is not included in the upfit price.

Project Justification

scheduled replacement

5 Year Cost Summary

Planning	Land	Construction	Equipment	Est Total Cost
			$2,438,000	$2,438,000

Funding Source

Year	Other Funding	Requested Funding	City Mgr Recommended	Funding Type	Approved
2014		$266,000	$265,000		☑
2015		$266,000	$265,000		☑
2016		$266,000	$160,000		☑
2017		$266,000	$152,000		☑
2018		$266,000	$266,000		☑
2019		$266,000			☐
2020		$266,000			☐
2021		$266,000			☐
2022		$266,000			☐
2023		$266,000			☐
Total		$2,660,000	$1,108,000		

Other Funding Source Description

Operating Budget Impact

Reduced fuel consumption by replacing 8 cylinder Crown Victoria with 6 cylinder Ford Police Interceptor

Cost Estimate:
Interceptor Sedan - $25,000 ea
Upfitting equip:
- Lights, mounts, seats, partitions, siren, etc - $5,500 ea
-Watchguard Video - $5,500 ea
- Paint and Lettering - $1,000 ea
-Misc Computer Equip - $1,000

Project Title **ID** 141244

1 Ton Dump Truck Replacement - Peaks 2508

Vehicle Maintenance

Division Public Works

Classification Vehicles

Project Description

2003 1 ton dump

Project Justification

scheduled replacement. Gas engine or add $8000 for diesel

5 Year Cost Summary

Planning	Land	Construction	Equipment	Est Total Cost
			$70,000	$70,000

Funding Source

Year	Other Funding	Requested Funding	City Mgr Recommended	Funding Type	Approved
2019		$70,000			☐
2020					☐
2021					☐
2022					☐
2023					☐
Total		$70,000			

Other Funding Source Description

Operating Budget Impact

Project Title **ID** 141199

SA Dump Truck Replacement - Peaks 3114

Vehicle Maintenance

Division Public Works

Classification Vehicles

Project Description

2000, 35000 gvw dump w/ plow, sander, calcium

Project Justification

scheduled replacement

5 Year Cost Summary

Planning	Land	Construction	Equipment	Est Total Cost
			$170,000	$170,000

Funding Source

Year	Other Funding	Requested Funding	City Mgr Recommended	Funding Type	Approved
2019		$170,000			☐
2020					☐
2021					☐
2022					☐
2023					☐
Total		$170,000			

Other Funding Source Description

Operating Budget Impact

Project Title **ID** 141197

SA Dump Truck Replacement - Winter 3115

Vehicle Maintenance

Division Public Works

Classification Vehicles

Project Description

2000, 35000 gvw dump w/ plow, sander, calcium

Project Justification

scheduled replacement

5 Year Cost Summary

Planning	Land	Construction	Equipment	Est Total Cost
			$170,000	$170,000

Funding Source

Year	Other Funding	Requested Funding	City Mgr Recommended	Funding Type	Approved
2019		$170,000			☐
2020					☐
2021					☐
2022					☐
2023					☐
Total		$170,000			

Other Funding Source Description

Operating Budget Impact

Project Title **ID** 194887

Compact Pickup DPW Engineers 2051

Vehicle Maintenance

Division Public Works

Classification Vehicles

Project Description

2001 Chevrolet S10

Project Justification

Scheduled replacement

5 Year Cost Summary

Planning	Land	Construction	Equipment	Est Total Cost
			$25,000	$25,000

Funding Source

Year	Other Funding	Requested Funding	City Mgr Recommended	Funding Type	Approved
2019		$25,000			☐
2020					☐
2021					☐
2022					☐
2023					☐
Total		$25,000			

Other Funding Source Description

Operating Budget Impact

Reduced maintenance cost

Project Title **ID** 141549

3/4 Ton Utility Van Replacement - Trades 2006

Vehicle Maintenance

Division Recreation and Facilities

Classification Vehicles

Project Description

2001 3/4 ton utility van

Project Justification

scheduled replacement

5 Year Cost Summary

Planning	Land	Construction	Equipment	Est Total Cost
			$25,000	$25,000

Funding Source

Year	Other Funding	Requested Funding	City Mgr Recommended	Funding Type	Approved
2019		$25,000			☐
2020					☐
2021					☐
2022					☐
2023					☐
Total		$25,000			

Other Funding Source Description

Operating Budget Impact

Project Title **ID** 152125

3/4 Ton Utility Van Replacement - Trades 2045

Vehicle Maintenance

Division Recreation and Facilities

Classification Vehicles

Project Description

2000 Ford E150

Project Justification

Scheduled Replacement

5 Year Cost Summary

Planning	Land	Construction	Equipment	Est Total Cost
			$25,000	$25,000

Funding Source

Year	Other Funding	Requested Funding	City Mgr Recommended	Funding Type	Approved
2021					☐
2019		$25,000			☐
2020					☐
2022					☐
2023					☐
Total		$25,000			

Other Funding Source Description

Operating Budget Impact

Reduced maintenance costs

Project Title **ID** 194825

Replace Utility Truck - DPW Traffic 2515

Vehicle Maintenance

Division Public Works

Classification Vehicles

Project Description

1996 one ton utility truck

Project Justification

Increased relaiability

5 Year Cost Summary

Planning	Land	Construction	Equipment	Est Total Cost
			$62,000	$62,000

Funding Source

Year	Other Funding	Requested Funding	City Mgr Recommended	Funding Type	Approved
2019		$62,000			☐
2020					☐
2021					☐
2022					☐
2023					☐
Total		$62,000			

Other Funding Source Description

Operating Budget Impact

Decrease maintenance costs and downtime

Project Title **ID** 14963

Mower Hill Climber 10' Replacement - Parks 7158

Vehicle Maintenance

Division Recreation and Facilities

Classification Vehicles

Project Description

10' hill mower

Project Justification

Current unit is a model year 1999 and life to date maintenance costs total $12,500. This unit is used by Districting for open space and hill mowing. The unit is aging and not reliable. A new unit will decrease down time and maintenance costs.

5 Year Cost Summary

Planning	Land	Construction	Equipment	Est Total Cost
			$60,000	$60,000

Funding Source

Year	Other Funding	Requested Funding	City Mgr Recommended	Funding Type	Approved
2019		$60,000			☐
2020					☐
2021					☐
2022					☐
2023					☐
Total		$60,000			

Other Funding Source Description

Operating Budget Impact

Project Title **ID** 14990

1 Ton Dump Truck Replacement - Parks 3101

Vehicle Maintenance

Division Recreation and Facilities

Classification Vehicles

Project Description

1.5 ton, 4X4, regular cab dump truck with plow and sander

Project Justification

Current unit is a model year 1997 and is used by Districting for light duty winter plowing and summer construction projects. A new unit will decrease down time and maintenance costs.

5 Year Cost Summary

Planning	Land	Construction	Equipment	Est Total Cost
			$65,000	$65,000

Funding Source

Year	Other Funding	Requested Funding	City Mgr Recommended	Funding Type	Approved
2019		$65,000			☐
2020					☐
2021					☐
2022					☐
2023					☐
Total		$65,000			

Other Funding Source Description

Operating Budget Impact

Cost Estimate - based on dealer estimate for diesel engine chassis ($30,000) plus dump body ($8,000) plus plow ($5,000) plus sander ($6,000) plus lights and toolbox.

Project Title **ID** 184261

3/4 Ton Pickup - PRF - Rangers - 2037

Vehicle Maintenance

Division Recreation and Facilities

Classification Vehicles

Project Description

2004 Chevrolet 1500 replace with 3/4 ton with plow so it can help in winter ops

Project Justification

scheduled replacement

5 Year Cost Summary

Planning	Land	Construction	Equipment	Est Total Cost
			$38,000	$38,000

Funding Source

Year	Other Funding	Requested Funding	City Mgr Recommended	Funding Type	Approved
2019		$38,000			☐
2020					☐
2021					☐
2022					☐
2023					☐
Total		$38,000			

Other Funding Source Description

Operating Budget Impact

Project Title **ID** 194847

Compact Pickup Replacement - PRF Ballfields

Vehicle Maintenance

Division Recreation and Facilities

Classification Vehicles

Project Description

Compact 4x4 pickup truck

Project Justification

Scheduled replacement

5 Year Cost Summary

Planning	Land	Construction	Equipment	Est Total Cost
			$25,000	$25,000

Funding Source

Year	Other Funding	Requested Funding	City Mgr Recommended	Funding Type	Approved
2019		$25,000			☐
2020					☐
2021					☐
2022					☐
2023					☐
Total		$25,000			

Other Funding Source Description

Operating Budget Impact

Reduced maintenance costs and downtime

City Manager Recommended Capital Improvement Plan - Sewer / Stormwater

FY19 Amounts Represent City Manager Recommendation
FY20-FY23 Amounts Represent Current Department Requets

Classification	Departme	Division	ProjectTitle	2019	2020	2021	2022	2023
Wastewater	Water Res	Sewer	Bedford Street Sewer Separation Project	6,500,000				
Wastewater	Water Res	Sewer	Preble & Somerset St Sewer Separation	600,000	2,400,000			
Stationary Equip	Water Res	Sewer	CMOM - Pump Station Rehabilitation	670,000	670,000	670,000	670,000	
Wastewater	Water Res	Sewer	CMOM - Inflow and Infiltration Program	790,000	1,000,000	1,000,000	1,000,000	
Wastewater	Water Res	Sewer	CMOM - Sewer System Renewal	1,100,000	3,200,000	3,200,000	3,200,000	
Wastewater	Water Res	Sewer	CSO - Close CSO #42	100,000	500,000			
Wastewater	Water Res	Sewer	Warren - Hicks to Hemingway Sewer Separation	400,000				
Wastewater	Water Res	Sewer	Forest - Avalon to Warren Sewer Separation	250,000				
Wastewater	Water Res	Sewer	Integrated Planning LTCP and Post Construction Monitoring Program	400,000	1,100,000			
Wastewater	Water Res	Sewer	Brighton - Dorset to Lomond Sewer Separation	1,000,000				
Wastewater	Water Res	Sewer	Thames St Stormwater Outfall	150,000				
Wastewater	Water Res	Sewer	Thames St Sewer / Stormwater Extension	225,000				
Streets/Sidewall	Water Res	Sewer	Pavement Preservation Program - Utility costs	200,000	200,000	200,000	200,000	200,000
Streets/Sidewall	Water Res	Sewer	MPI/CPR Paving Programs - Utility costs	127,050	25,000	25,000	25,000	25,000
Streets/Sidewall	Water Res	Sewer	Street Rehab Program - Utility costs	200,000	1,200,000	1,200,000	1,200,000	1,200,000
Streets/Sidewall	Water Res	Sewer	PACTS Paving - ineligible Utility costs	30,000		150,000		50,000
Wastewater	Water Res	Sewer	Pump Station at 109 District Road	120,000				
Wastewater	Water Res	Stormwa	Stormwater Retrofits on Riverside Street	185,000				
Wastewater	Water Res	Sewer	Bell Street Sewer Replacement	350,000				
Streets/Sidewall	Water Res	Stormwa	Stormwater Infrastructure Improvements	272,000	200,000	200,000	200,000	200,000
Wastewater	Water Res	Sewer	PACTS USM Roundabout Sewer Separation		1,000,000			
Streets/Sidewall	Water Res	Sewer	PACTS Washington Ave road & signals - ineligible Utility costs		153,000			
Streets/Sidewall	Water Res	Sewer	Washington Ave Rehabilitation (Cumb - E Prom) - Utility costs		750,000			
Wastewater	Water Res	Stormwa	Franklin Street Storm Drain		2,000,000	3,000,000		
Wastewater	Water Res	Stormwa	Green Infrastructure		250,000	250,000	250,000	
Wastewater	Water Res	Sewer	Dartmouth Street Sewer Separation Project		280,000	2,520,000		
Wastewater	Water Res	Sewer	Mackworth Street and Ocean Avenue Sewer Separation Project		6,850,000			
Wastewater	Vehicle Ma	Sewer	Street Sweeper Replacement	270,000				
Wastewater	Vehicle Ma	Sewer	Catch Basin Cleaning Vehicle Replacement - Sewer 3127	145,000				
Wastewater	Vehicle Ma	Sewer	Service Truck - DPW Water Resources	60,000				
Wastewater	Vehicle Ma	Sewer	Hook Lift Truck - DPW Water Resources		170,000			
Wastewater	Vehicle Ma	Sewer	Flail Mower - DPW Water Resources		15,000			
Wastewater	Water Res	Sewer	Back Cove South Storage Tank - New Bond Authorization		2,000,000			
Total Current Project Requests				14,144,050	23,963,000	12,415,000	6,745,000	1,675,000
NEW RECOMMENDED BOND AUTHORIZATION - FY19				**14,144,050**				
Estimated Future Recommended Bond Amounts - FY20 - FY23					16,000,000	16,000,000	16,000,000	#########
PROJECTS PREVIOUSLY AUTHORIZED FOR BONDING BY CITY COUNCIL								
Wastewater	Water Res	Sewer	Back Cove South Storage Tank (2013 Bond Authorization)	14,000,000	8,000,000			
Grand Total FY19 Sewer/Stormwater CIP Project Funding				**28,144,050**				

Project Title **ID** 184177

Bedford Street Sewer Separation Project

Water Resources

Division Sewer

Classification Wastewater

Project Description

The Bedford St Sewer Separation Project is a CSO Tier 3 project within the Back Cove Watershed. This project will install a new storm drain from Back Cove on Bedford Street to Brighton Ave. This will connect to a project done by DOT called the USM Roundabout which will have sewer separation and green infrastructure incorportated into it.

Project Justification

This project was identified in the Back Cove West Separation and Green Project Report. The project was ranked to be done in phase 1 and would separate 39.11 acreas from the combined sewer system.

5 Year Cost Summary

Planning	Land	Construction	Equipment	Est Total Cost
		$8,500,000		$8,500,000

Funding Source

Year	Other Funding	Requested Funding	City Mgr Recommended	Funding Type	Approved
2019		$8,500,000			☐
2020					☐
2021					☐
2022					☐
2023					☐
Total		$8,500,000			

Other Funding Source Description

Operating Budget Impact

Project Title **ID** 152461

CMOM - Pump Station Rehabilitation

Water Resources

Division Sewer

Classification Stationary Equipment

Project Description

The following projects were recommended to be completed:
Curtis Pump Station Engineering
Riverton Replacement with Submersible Pump Station
Franklin Street Pump Station Improvements
Castine Replacement of Security Fence
SCADA and Hardware Updates
Flowmeters at Pump Stations

Project Justification

Recommendations in the CMOM report which was done by Woodard and Curran.
Also from the I & I Study

5 Year Cost Summary

Planning	Land	Construction	Equipment	Est Total Cost
		$5,800,000		$5,800,000

Funding Source

Year	Other Funding	Requested Funding	City Mgr Recommended	Funding Type	Approved
2015		$682,000	$680,000		☑
2016		$670,000	$670,000		☑
2017		$1,100,000	$1,100,000		☑
2018		$670,000	$670,000		☑
2019		$670,000			☐
2020		$670,000			☐
2021		$670,000			☐
2022		$670,000			☐
2023					☐
Total		$5,802,000	$3,120,000		

Other Funding Source Description

Operating Budget Impact

Project Title **ID** 173179

CMOM - Inflow and Infiltration Program

Water Resources

Division Sewer

Classification Wastewater

Project Description

The I&I Reduction Program: A practical and systematic I&I reduction effort that is conducted strategically and opportunistically will reduce I&I flows over time and future treatment costs. I&I reduction will:

- Decrease operations and maintenance costs including pumping and treatment costs associated with extraneous flows
- Increase compliance performance and
- Potentially reduce compliance related costs

Project Justification

According to the EPA Clean Water Act Administrative Order Docket No 12-009
CMOM Corrective Action Implementation Schedule outlines a three Phase I&I Reduction Plan. Phase I and Phase II are to be developed and submitted between January 2015 and December 1, 2019. The data compiled during this time frame will determine the extent of Phase III. The scope of the project in the CMOM includes A phase I report that includes flow metering results and identifies all sub-catchment areas that that have I&I flows in excess of 4,000GPD per inch diameter/mile of sewer.
CIP Fiscal 2017 and 2018 (July 2016-June 2019) is a short time to accomplish both phase I and II. Phase III will be a mitigation plan.

5 Year Cost Summary

Planning	Land	Construction	Equipment	Est Total Cost
$1,800,000		$3,000,000		$4,800,000

Funding Source

Year	Other Funding	Requested Funding	City Mgr Recommended	Funding Type	Approved
2017		$750,000	$750,000		☑
2018		$260,000	$260,000		☑
2019		$790,000			☐
2020		$1,000,000			☐
2021		$1,000,000			☐
2022		$1,000,000			☐
2023					☐
Total		$4,800,000	$1,010,000		

Other Funding Source Description

Operating Budget Impact

Project Title **ID** 141793

CMOM - Sewer System Renewal

Water Resources

Division Sewer

Classification Wastewater

Project Description

Project involves engineering and construction of replacement/upgrades of priority sanitary sewers throughout the City's sewer network of over 200 miles of sewer lines, that require replacement, relining or upgrade as recommended by the outside consulting report on condition assessment of the sewer infrastructure.

Project Justification

The City of Portland has an aging sewer infrastructure with some sewer lines reaching over 100 years in age. While we have highly invested in upgrading and eliminating CSO's, funding in past several years has been limited to support a basic service level for sewer cleaning and repairs, less preventive and more emergency response to sewer line needs. As a result of staff reports to the Department of Environmental Protection (DEP),on dry weather and wet weather sanitary sewer overflows, (SSO's), EPA issued an Administrative Order on September 27, 2012 due the Agencies view that the City violated the Clean Water Act and is subject to penalities and further mandates. See Attached. The mandates require that the City enter into a CMOM program. CMOM stands for Capacity, Management, Operations, and Maintenance Assessment. The program follows a 2012-2013 condition assessment report of the City's sewer infrastructure, that once completed will recommend specific preventive maintenance investments to eliminate the occurances of SSO's.

5 Year Cost Summary

Planning	Land	Construction	Equipment	Est Total Cost
$1,290,000		$14,810,000		$16,100,000

Funding Source

Year	Other Funding	Requested Funding	City Mgr Recommended	Funding Type	Approved
2014		$1,000,000	$1,000,000		☑
2015		$1,100,000	$1,100,000		☑
2016		$1,100,000	$1,100,000		☑
2017		$1,100,000	$1,100,000		☑
2018		$1,100,000	$1,100,000		☑
2019		$1,100,000			☐
2020		$3,200,000			☐
2021		$3,200,000			☐
2022		$3,200,000			☐
2023					☐
Total		$16,100,000	$5,400,000		

Other Funding Source Description

Operating Budget Impact

Staff is anticipating that as a result of an enhanced sewer preventive maintenance program and regular preventive maintenance, the Department will avoid unanticipated sewer line collapses that can cost anywhere from $40,000-$250,000 depending upon the length and location of the sewer line. In addition, the program will contribute toward avoiding fines and penalities as adminisistered by EPA. Based on our CSO Engineering Consultant recommendations, reoccuring sewer line replacement and upgrades could costs as much as $3,000,000 per year.

Project Title **ID** 152384

CSO - Close CSO #42

Water Resources

Division Sewer

Classification Wastewater

Project Description

Do a detailed study of the Capisic sewer system and watershed to determine where and how storm water is entering into the sewer system and causing sewer overflows at CSO#42. Overflows at CSO #42 were supposed to eliminated at the completion of Tier 2 but they are still occurring even after completing all of the projects outlined in Tier 2 and the CSO Master Plan. This study would involve hiring a consultant and also installing numerous flow meters within the system for the first year. Subsequent years will involve actual design and construction of action items determined by the study to fully close CSO #42.

Project Justification

The completion of Tier 2 separation projects within the Capisic Brook Watershed was supposed to close CSO#42. This action was not successful and more work needs to be done in order to obtain complete closure. The CSO Long Term Control Plan Tier 3 update did not propose any new projects or studies of Capisic Brook because it was thought that at the completion of Tier 2 CSO #42 would be closed. Since this CSO is still overflowing on rain events and we did not meet the goal of Tier 2 a new CIP request has been made in order to correct this and meet our long term control plan and consent decree. By still overflowing at CSO #42 we are not in compliance with our consent decree and DEP may take action due to this.

5 Year Cost Summary

Planning	Land	Construction	Equipment	Est Total Cost
$175,000		$500,000		$675,000

Funding Source

Year	Other Funding	Requested Funding	City Mgr Recommended	Funding Type	Approved
2015		$75,000	$75,000		☑
2019		$100,000			☐
2020		$500,000			☐
2021					☐
2022					☐
2023					☐
Total		$675,000	$75,000		

Other Funding Source Description

Operating Budget Impact

Project Title **ID** 194801

Warren - Hicks to Hemingway Sewer Separation

Water Resources

Division Sewer

Classification Wastewater

Project Description

This request is for a sewer separation project in the area of Warren Avenue between Hicks Street and Hemingway Street. There is currently 4 existing storm drains currently connected to the combined sewer. The project will extend an existing stormwater main from Hicks to Hemingway.

Project Justification

Currently, stormwater is captured in the combined sewer which has led to combined sewer overflows at CSO 42.

5 Year Cost Summary

Planning	Land	Construction	Equipment	Est Total Cost
		$400,000		$400,000

Funding Source

Year	Other Funding	Requested Funding	City Mgr Recommended	Funding Type	Approved
2019		$400,000			☐
2020					☐
2021					☐
2022					☐
2023					☐
Total		$400,000			

Other Funding Source Description

Operating Budget Impact

Project Title **ID** 194802

Forest - Avalon to Warren Sewer Separation

Water Resources

Division Sewer

Classification Wastewater

Project Description

This request is for a sewer separation project in the area of Forest Avenue between Avalon Street and Warren Avenue. There is currently a separated stormwater pipe which collects runoff from 8 existing storm drains currently connected to the combined sewer. The project will install new stormwater pipe at a higher elevation so that this system can be connected to a existing storm drain instead of the combined sewer.

Project Justification

Currently, stormwater is captured in the combined sewer which has led to combined sewer overflows at CSO 42.

5 Year Cost Summary

Planning	Land	Construction	Equipment	Est Total Cost
		$250,000		$250,000

Funding Source

Year	Other Funding	Requested Funding	City Mgr Recommended	Funding Type	Approved
2019		$250,000			☐
2020					☐
2021					☐
2022					☐
2023					☐
Total		$250,000			

Other Funding Source Description

Operating Budget Impact

Project Title **ID** 184173

Integrated Planning LTCP and Post Construction Monitoring Program

Water Resources

Division Sewer

Classification Wastewater

Project Description

The City of Portland is faced with many Clean Water Act Regulations, Federal and State Orders around failure to meet those regulations, and stakeholder engagement over the state of the bay and climate change. The two permits that the City operates under are the CSO (Combined Sewer Overflow) Discagre Permit and the MS4 Permit (Municipal Seperate Storm Sewer Systems) Both of these permits are expiring in 2018. When a permit reaches it's 5 year renewal, it is open for comment by regulators and stakeholder groups such as Conservation Law, Friends of Casco Bay and the Caso Bay Estuary Partnership. The City's Long Term Control Plan is part of the CSO Permit and therefore will be open for comment and a review of the plan is due to the EPA in December of 2018. Additionaly the East End WWTP is in the process of renewing its 5 year permit and stronger regulations are absolutley in store for them which has a tremendous effect on our processes. Since it has been a goal of the City Council for some time to embark on an integrated plan, and because we have an excellent opprotunity to approach all of these requirements as a team, including Portland Water District, I am asking that we combine all of the work needed into a single program over the next three years, with the third year a monitoring program implementation, thus setting the City on the best possible path for growth and sustainaibility.

Project Justification

Improving water quality conditions is a fundamental goal of the city. Through the municipal budgeting process however, the city must balance implementation of this goal with its efforts to achieve other equally important municipal goals. In addition the City must address its water quality challenges within its limited legal authority to control the root causes of many of the water qualityconditions. For these reasons the City has always stressed and attempted to implement the most cost effective and streamlined process for meeting its water quality challanges. The Integrated Plan will consolidate in one place the City's water quality requirements and outline the specific measuralble steps the city will take to achieve compliance with those requirements.The Integrated Plan will be based on both existing and new technical analysis, include an integrated monitoring plan, and would provide a regualr assesmenmt and adaptation to allow the plan to evolve and be refined over time. The plan will be developed through a public process and implemented through the various permits and Long Term Control Plan. The basis for the work will be derived from; the EPA Integrated Plan MEMORANDUM, May 2012, the EPA's framework for LTCP and the EPA's model for Post Construction monitoring. An integrated plan coupled with the required review of the LTCP, will allow the City staff, stakeholders and regulators to reach a consensus on what makes sence for the City to pursue, in what order and for what benifit. The 2.5 million would include: Yr1 $1.0m Yr2 1.1 Yr3 400

5 Year Cost Summary

Planning	Land	Construction	Equipment	Est Total Cost
$2,500,000				$2,500,000

Funding Source

Year	Other Funding	Requested Funding	City Mgr Recommended	Funding Type	Approved
2018		$1,000,000	$1,000,000		☑
2019		$400,000			☐
2020		$1,100,000			☐
2021					☐
2022					☐
2023					☐
Total		$2,500,000	$1,000,000		

Other Funding Source Description

Project Title **ID** 184173

Operating Budget Impact

Project Title **ID** 194798

Brighton - Dorset to Lomond Sewer Separation

Water Resources

Division Sewer

Classification Wastewater

Project Description

This project includes the sewer separation of Brighton Avenue from Lomond Street to Dorset street. The project will separate approximately 30 acres of watershed area currently tributary to CSO location #39. Along with separating area within Brighton Avenue, the project will also disconnect a large wooded wetland from the combined sewer and tie it into the new storm drain. The new storm drain will be routed down Rowe Avenue and a new outfall will be constructed down the Meriline paper street and discharge into inland wetland area which will eventually tie into a new storm drain outfall being constructed as part of the Rowe Avenue sewer separation project.

Project Justification

The goal of this project is to eliminate or significantly mitigate CSO activity at CSO # 39 which is a relief point along the City's Fore River Sewer interceptor system. CSO's from this location currently discharge into the Fore River tidal marsh system. The intent of this project aligns with the City's goal to reduce and eliminate CSO activity into it's water bodies.

5 Year Cost Summary

Planning	Land	Construction	Equipment	Est Total Cost
		$1,000,000		$1,000,000

Funding Source

Year	Other Funding	Requested Funding	City Mgr Recommended	Funding Type	Approved
2019		$1,000,000			☐
2020					☐
2021					☐
2022					☐
2023					☐
Total		$1,000,000			

Other Funding Source Description

Operating Budget Impact

Project Title **ID** 184196

Thames St Stormwater Outfall

Water Resources

Division Stormwater

Classification Wastewater

Project Description

Discharge point for construction of approx. 600' of new storm drain to run from Fore street, down the proposed new Thames street extention road and outfall across the Amythest Lot Development Site into Portland Harbor/Casco Bay.

Project Justification

Building this new Stormdrain outfall will allow the Water Resources Division to separate Fore Street/ Munjoy Hill watershed from Congress Street to Fore Street. This will reduce the flows to the India street pump station, and reduce CSO activity at CSO's 23 and 24.

5 Year Cost Summary

Planning	Land	Construction	Equipment	Est Total Cost
$100,000		$750,000		$850,000

Funding Source

Year	Other Funding	Requested Funding	City Mgr Recommended	Funding Type	Approved
2018		$100,000	$100,000		☑
2019		$750,000			☐
2020					☐
2021					☐
2022					☐
2023					☐
Total		$850,000	$100,000		

Other Funding Source Description

Operating Budget Impact

Addition to Utility systems will require O&M funding in annual operating budget(s).

Project Title **ID** 184195

Thames St Sewer / Stormwater Extension

Water Resources

Division Sewer

Classification Wastewater

Project Description

The city will be extending Thames St towards 58 Fore St Portland Complex and ultimately Fore Street. This request is for inclusion of the necessary City Utility systems; ie extension of the sewer and storm drain systems.

Project Justification

This public street can not be extended without provision of necessary wastewater & drainage systems.

5 Year Cost Summary

Planning	Land	Construction	Equipment	Est Total Cost
$50,000		$250,000		$300,000

Funding Source

Year	Other Funding	Requested Funding	City Mgr Recommended	Funding Type	Approved
2018		$75,000	$75,000		☑
2019		$225,000			☐
2020					☐
2021					☐
2022					☐
2023					☐
Total		$300,000	$75,000		

Other Funding Source Description

Operating Budget Impact

Addition of several hundred linear feet of Utility systems will require O&M via annual budget funds.

Project Title **ID** 184370

Pavement Preservation Program - Utility costs

Water Resources

Division Sewer

Classification Streets/Sidewalks

Project Description

Paving activity requires that sewer and stormwater structures be adjusted and/or repaired. Typical contract costs show that 5% of the paving program value is spent on such activity.

Project Justification

Paving requires that structures be adjusted, and Water Resources staff have advised that building those costs into the contracted work is preferred.

5 Year Cost Summary

Planning	Land	Construction	Equipment	Est Total Cost
		$1,200,000		$1,200,000

Funding Source

Year	Other Funding	Requested Funding	City Mgr Recommended	Funding Type	Approved
2018		$200,000	$200,000		☑
2019		$200,000			☐
2020		$200,000			☐
2021		$200,000			☐
2022		$200,000			☐
2023		$200,000			☐
Total		$1,200,000	$200,000		

Other Funding Source Description

NOTE - the $200,000 estimated annual cost is 5% of the $4M annual request in the General Fund.

Operating Budget Impact

Minimizes costs to annual budgets and eliminates scheduling logistics.

Project Title **ID** 184372

MPI/CPR Paving Programs - Utility costs

Water Resources

Division Sewer

Classification Streets/Sidewalks

Project Description

Oct 18, 2017: MaineDOT has added a new paving program named "CPR". The depth of pavement added is minimal, yet utility covers may require adjustment or repair. Specific streets to receive CPR paving in 2018 include Park Avenue and Valley Street.

Prior Cycle Info:
Paving activity triggers adjustment and/or repair of sewer & stormwater structures. Typical paving contract costs show that 5% of the value is for this sewer & stormwater structure work.
FY18 request was for PACTS awarded Allen Ave project; FY19 request is a combination of Allen & Washington Avenue goals. FY20 goals include Brighton Ave.

Project Justification

These costs are triggered each time the City is awarded leveraged paving funds by MaineDOT or PACTS. Water Resources prefers that the necessary work is made part of the paving contract.

5 Year Cost Summary

Planning	Land	Construction	Equipment	Est Total Cost
$300,000		$3,407,650		$3,707,650

Funding Source

Year	Other Funding	Requested Funding	City Mgr Recommended	Funding Type	Approved
2018	$137,500	$13,750	$13,750		☑
2019	$1,329,350	$127,050			☐
2020	$500,000	$25,000			☐
2021	$500,000	$25,000			☐
2022	$500,000	$25,000			☐
2023	$500,000	$25,000			☐
Total	$3,466,850	$240,800	$13,750		

Other Funding Source Description

FY18 = PACTS awarded Allen Ave 50% leveraged project; General Fund request of 45% Local Match, Sewer to supply 5%.
FY19 = PACTS & MaineDOT awards include Washington Ave, Allen Ave, Park Ave., and Valley Street.
FY20-23 requests are tied to General Fund requests being made; adjustments are likely.

Operating Budget Impact

Minimizes annual budget costs and eliminates scheduling logistics.

Project Title **ID** 184374

Street Rehab Program - Utility costs

Water Resources

Division Sewer

Classification Streets/Sidewalks

Project Description

General Fund requests contain 70% of total estimated costs for Street rehabilitation work; Sewer Fund request is for the remaining 30%. See General Fund item for full description & examples of candidate streets.

Project Justification

Each street the City rehabilitates requires City sewer and stormwater utility work ranging from simple adjustments to full upgrades. Contract experience shows that 30% of such project costs are attributed to sewer and/or stormwater. This is a companion request to a General Fund Program request.

5 Year Cost Summary

Planning	Land	Construction	Equipment	Est Total Cost
$600,000		$5,400,000		$6,000,000

Funding Source

Year	Other Funding	Requested Funding	City Mgr Recommended	Funding Type	Approved
2019		$1,200,000			☐
2020		$1,200,000			☐
2021		$1,200,000			☐
2022		$1,200,000			☐
2023		$1,200,000			☐
Total		$6,000,000			

Other Funding Source Description

General Fund CIP companion request for 70% of total program estimates; Sewer Fund CIP = 30%.

Operating Budget Impact

Achieving upgrades during street rehab minimizes maintenance and future capital costs.

Project Title **ID** 184376

PACTS Paving - ineligible Utility costs

Water Resources

Division Sewer

Classification Streets/Sidewalks

Project Description

Paving activity triggers adjustment and/or repair of sewer & stormwater structures. These are ineligible costs and are entirely borne by the City. Sewer Fund companion request for 5% of total program value above & beyond our 25% Local Match obligations.
Each PACTS funding cycle will trigger these ineligible costs.
FY19 = Allen, Cumberland, Danforth, and Washington Ave awarded projects.
FY21 = Projected awards for 2020-2023 construction

Project Justification

City utility systems in these paving projects must also be addressed; those ineligible costs are estimated at 5% above & beyond total value & requested via Sewer Fund. Water Resources prefers that the necessary work is made part of the paving contract.

5 Year Cost Summary

Planning	Land	Construction	Equipment	Est Total Cost
		$5,250,300		$5,250,300

Funding Source

Year	Other Funding	Requested Funding	City Mgr Recommended	Funding Type	Approved
2019	$1,020,300	$30,000			☐
2020					☐
2021	$3,000,000	$150,000			☐
2022					☐
2023	$1,000,000	$50,000			☐
Total	$5,020,300	$230,000			

Other Funding Source Description

FY19 = PACTS Collector Paving awards. FY21 = projected award amount for CY2020-2022. Separate General Fund requests exist for 95% of standard Local Match.

Operating Budget Impact

Minimizes annual budget costs and eliminates scheduling logistics.

Project Title **ID** 194904

Pump Station at 109 District Road

Water Resources

Division Sewer

Classification Wastewater

Project Description

Project Justification

Conversion of the existing 20,000 gallon septic storage tank to a pumping station.

5 Year Cost Summary

Planning	Land	Construction	Equipment	Est Total Cost
		$120,000		$120,000

Funding Source

Year	Other Funding	Requested Funding	City Mgr Recommended	Funding Type	Approved
2019		$120,000			☐
2020					☐
2021					☐
2022					☐
2023					☐
Total		$120,000			

Other Funding Source Description

Operating Budget Impact

This project was part of the three phase upgrade proposal for the 109 District Road site. The existing tank would be retrofitted with a submersible sewage pump and and the necessary footage of 4" force main and 8" gravity main with appurtenant structures and fittings. This system would tie in to the city owned gravity sewer in Congress Street. The pump installation, control panel and emergency generator transfer switch would be installed by contractors. The force main and gravity system would be installed by Water Resources construction staff. The retrofitted system would serve the needs of both Water Resources and Solid Waste. Additionally, wash down and other runoff flow would be captured and conveyed as an improvement to our site oriented stormwater BMP's.

Project Title **ID** 152331

Stormwater Retrofits on Riverside Street

Water Resources

Division Stormwater

Classification Wastewater

Project Description

This project, recommended in the Watershed Management Plan, involves installation of 3 small gravel wetland retrofits in failing or poorly-performing detention basins on two private parcels on Riverside Street. This small (10 AC) commercial catchment is 72% impervious and these retrofits will provide high quality stormwater treatment for almost half of that area

Project Justification

Capisic Brook does not meet State water quality standards and has been designated as an Urban Impaired Stream. Citing the link between developed land (i.e.: impervious area) and water quality impairment, the State developed an Impervious Cover TMDL for Capisic Brook that sets targets for reducing the impacts of stormwater runoff from developed areas. Under the Clean Water Act the City is required to develop and implement a plan for mitigating the impacts of stormwater runoff and restoring water quality in the brook. The Capisic Brook Watershed Management Plan was approved by the Maine Department of Environmental Protection and adopted by the City in December of 2012. Construction of this project would implement one of several structural stormwater retrofits listed in the watershed management plan and help reduce the impact of polluted stormwater runoff on the brook.

5 Year Cost Summary

Planning	Land	Construction	Equipment	Est Total Cost
		$185,000		$185,000

Funding Source

Year	Other Funding	Requested Funding	City Mgr Recommended	Funding Type	Approved
2019		$185,000			☐
2020					☐
2021					☐
2022					☐
2023					☐
Total		$185,000			

Other Funding Source Description

Operating Budget Impact

A small amount of funding will be needed in the years leading up to this plan to address legal and planning issues associated with such a public-private partnership. However, this work will benefit future efforts of a similar nature.

Project Title **ID** 194905

Bell Street Sewer Replacement

Water Resources

Division Sewer

Classification Wastewater

Project Description

A section of sewer under Bell Street needs replacement due to inadequate soils which have led to the sewer to sag.

Project Justification

Since the pipe is sagging in multiple spots, it is prone to blockages. This sewer deficiency has led to a sanitary sewer overflow in the past. The pipe is over 20 foot deep and cannot be rehabilitated and requires full replacement.

5 Year Cost Summary

Planning	Land	Construction	Equipment	Est Total Cost
$50,000		$300,000		$350,000

Funding Source

Year	Other Funding	Requested Funding	City Mgr Recommended	Funding Type	Approved
2019		$350,000			☐
2020					☐
2021					☐
2022					☐
2023					☐
Total		$350,000			

Other Funding Source Description

Operating Budget Impact

Project Title **ID** 141794

Stormwater Infrastructure Improvements

Water Resources

Division Stormwater

Classification Streets/Sidewalks

Project Description

The project would involve the design and construction of added storm drainage piping, catch basins and other improvements addressing neighborhood street and property flooding issues as well as stormwater pipe failures. Project funds would be used within public rights of way, and within private property affecting public right of way, where existing drainage systems are inadequate.

Project Justification

The project funds would address on going complaints about drainage system deficiences within the City's storm drainage system and addresses neighborhood issues that the Department receives request to correct from residents, City Councilors and or staff. The proposed storm water utility program if adopted would fund improvements and system corrections on a sustained basis.

5 Year Cost Summary

Planning	Land	Construction	Equipment	Est Total Cost
		$1,600,000		$1,600,000

Funding Source

Year	Other Funding	Requested Funding	City Mgr Recommended	Funding Type	Approved
2019		$200,000			☐
2020		$200,000			☐
2016		$200,000	$200,000		☑
2017		$200,000	$200,000		☑
2018		$200,000	$200,000		☑
2021		$200,000			☐
2022		$200,000			☐
2023		$200,000			☐
Total		$1,600,000	$600,000		

Other Funding Source Description

Operating Budget Impact

Project Title **ID** 141056

wr1 Street Sweepers Replacement

Vehicle Maintenance

Division Sewer Fund

Classification Vehicles

Project Description

Must replace 1 street sweeper per year to maintain the fleet

Project Justification

scheduled replacements

5 Year Cost Summary

Planning	Land	Construction	Equipment	Est Total Cost
			$1,780,000	$1,780,000

Funding Request

Year	Other Funding	Requested Funding	Approved Funding	Funding Type	Approved
2015		$175,000	$175,000		☑
2016		$175,000	$175,000		☑
2017		$195,000	$195,000		☑
2018		$215,000	$215,000		☑
2019		$270,000			☐
2014		$165,000	$165,000		☑
2020		$195,000			☐
2021		$195,000			☐
2022		$195,000			☐
2023					☐
Total		$1,780,000	$925,000		

Other Funding Source Description

Operating Budget Impact

Decreased maintenance costs

Project Title **ID** 141209

wr2 Catch Basin Cleaning Vehicle Replacement - Sewer 3127

Vehicle Maintenance

Division Sewer Fund

Classification Vehicles

Project Description

2001, 35000 gvw truck w/ stetco, plow

Project Justification

scheduled replacement

5 Year Cost Summary

Planning	Land	Construction	Equipment	Est Total Cost
			$200,000	$200,000

Funding Request

Year	Other Funding	Requested Funding	Approved Funding	Funding Type	Approved
2017		$100,000			☑
2019		$100,000			☐
2020					☐
2021					☐
2022					☐
2023					☐
Total		$200,000			

Other Funding Source Description

Operating Budget Impact

Project Title **ID** 194951

Back Cove South Storage Tank

Water Resources

Division Sewer

Classification Wastewater

Project Description

A storage tank to be installed in the fields at Back Cove Park to capture and hold combined sewer overflow during rain events, for treatment after the storm subsides.

Project Justification

The installation of a storage conduit or tank is required by the Maine Department of Environmental Protection through the Combined Sewer Overflow permit issued to the City of Portland.

5 Year Cost Summary

Planning	Land	Construction	Equipment	Est Total Cost
		$8,000,000		$8,000,000

Funding Request

Year	Other Funding	Requested Funding	Approved Funding	Funding Type	Approved
2019					☐
2020		$8,000,000			☐
2021					☐
2022					☐
2023					☐
Total		$8,000,000			

Other Funding Source Description

Operating Budget Impact

Portland, Maine Yes. Life's good here.

MEMORANDUM

FY 19 CIP – Answers to Questions from 2/22/18 Meeting

(Updated for additional Q&A from 3/22/18 meeting - pages dated 3/30/18 contain updates)

DISTRIBUTE TO: Members of the Finance Committee, City Manager

FROM: Finance Director, Deputy Finance Director

DATE: March 22, 2018

SUBJECT: **FY19 City Manager Recommended CIP Questions and Answers**

Question 1: Will the revaluation help alleviate budget pressure and future CIP pressure?
Staff Response: No – the revaluation has no impact on total funds collected. Each year the City Manager will recommend a budget, calling for the required amount of tax dollars to be levied on property owners. The revaluation will have no impact on the dollar amount levied – the total amount of tax dollars required for City / School operations will be the same both before and after the revaluation. The revaluation will only impact how the dollars levied are split between City taxpayers. In general about 1/3 of the residents will pay more after the revaluation, 1/3 of the residents will pay the same amount, and 1/3 of the residents will pay less, but in total the amount of tax dollars collected will remain the same. When property values rise overall as a result of the revaluation, the mil rate will see a corresponding drop. For example, if total City property value increased 25% during the revaluation from $8B to $10B as a result of the revaluation (i.e. adjusting property values to their just values) the mil rate would then see a corresponding 25% percentage decrease.

EXAMPLE:

Pre-City Revaluation:
Total City Valuation: $8,000,000,000
Mil Rate: $20.00
*Total Tax Levy Needed for City/School Operations: $160,000,000 ($8,000,000,000 / 1000 * $20.00)*

Post-City Revaluation:
Total City Valuation: $10,000,000,000
Mil Rate: $16.00 (drops because we still only need a tax levy of $160,000,000)
*Total Tax Levy Needed for City/School Operations: $160,000,000 ($10,000,000,000 / 1000 * $16.00)*

Question 2: Could you add totals by Department into the CIP project list spreadsheet (both for FY18 and FY19)? Also – the wording around FY20 – FY23 projects should be adjusted to indicate they are total requested projects – not recommended projects.
Staff response: Please see Attachment A of this memo for revised spreadsheet including totals and adjusted verbiage. The detailed project backup sheets will also be adjusted so that each recommended project is/ included, in order. It is important to note that the final amounts recommended by the City Manager may not always match the backup materials. The backup materials represent Department requested amounts, and in many cases there was not enough funding available to fully fund the request.

Question 3: How much do each of our parking garages generate?
Staff Response: Many City Departments have revenue generating activities. These revenues are used to offset the required amount of taxes levied on our residents and businesses to support City operations. In FY18 for example, the City budget included nearly over $189M in expenditures but also included $103M in revenues. The net amount becomes the City portion of the tax levy. Parking garage revenue is an important recurring non-tax revenue for the City. Our garages generate significant annual revenue above their expenses which is used to reduce the amount of taxes levied on City residents and businesses. FY17 actual revenues and expenses for each garage are included below.

	Elm Street	Spring Street	Temple Street	Grand Totals
Income	592,668	1,419,802	1,115,015	3,127,485
Expenses	295,956	466,583	63,500	826,040
Net	296,712	953,219	1,051,515	2,301,445

It is important to note that there are also capital expenses related to each garage, but they have average approximately $100,000 per garage, per year, over the past several decades. These costs will rise as the buildings age but the revenue generated will continue to significantly exceed expenses and the garages will continue to be a huge source of annual tax relief for residents. Additionally, the garages provide other parking related benefits for City and School staff (i.e. Elm Street parking for Portland High School staff) and help keep garage parking prices down within the City overall.

Question 4: In regards to the Neighborhood Byways CIP Project could staff please provide more detail on where they'll be located or provide a map?
Staff Response: Please see attached "Neighborhood Byways Existing and Planned" 3 page document on the following pages.

Neighborhood Byways Existing and Planned

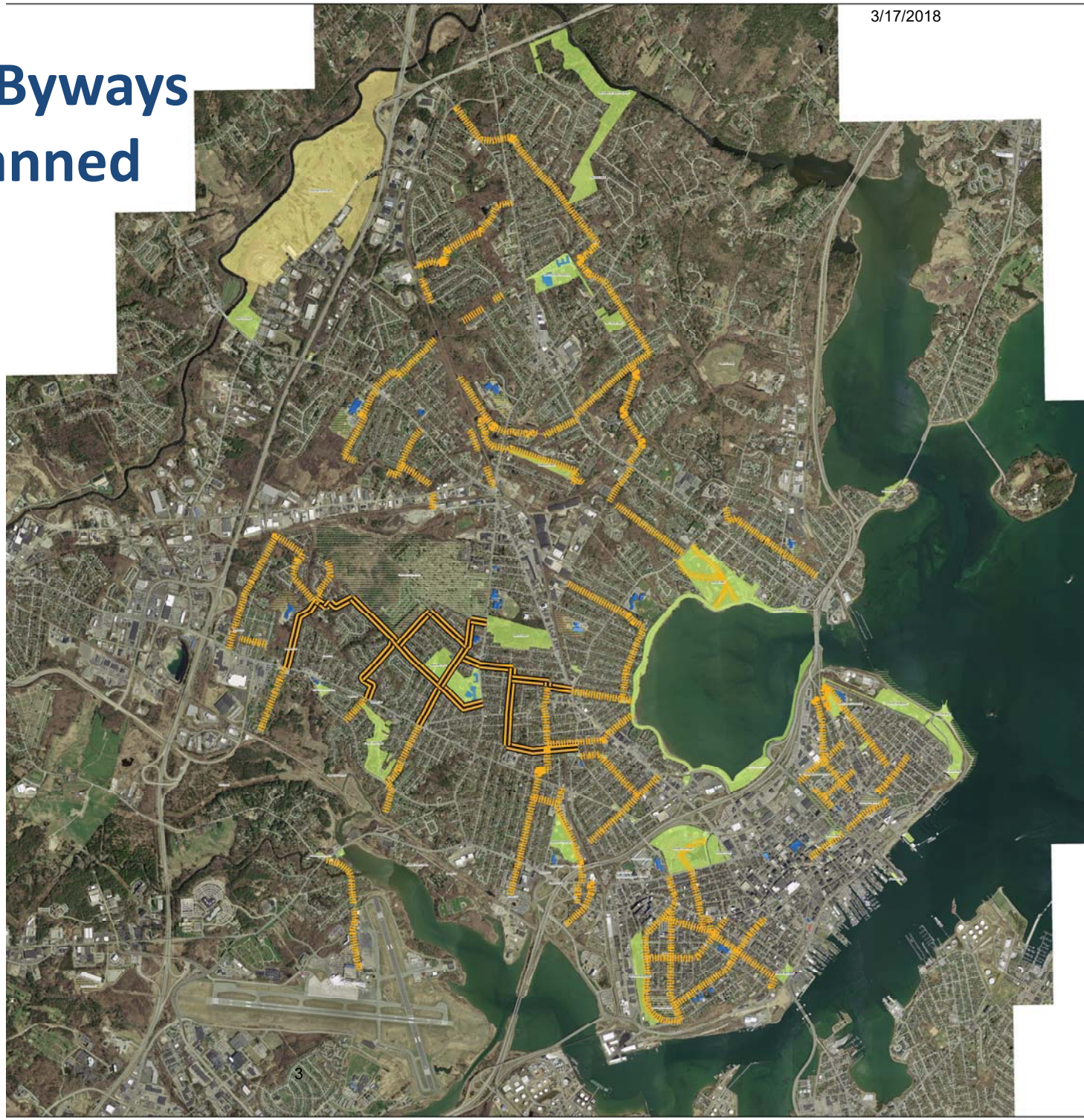

Neighborhood Byways

Existing (5.5 mi.)

Proposed (24.5 mi.)

Note: Not shown are the full connections using paper streets needed between many segments of Neighborhood Byways.

Neighborhood Byways Existing and Planned

2012 Pilot Project
Deering Center
Neighborhood Byway

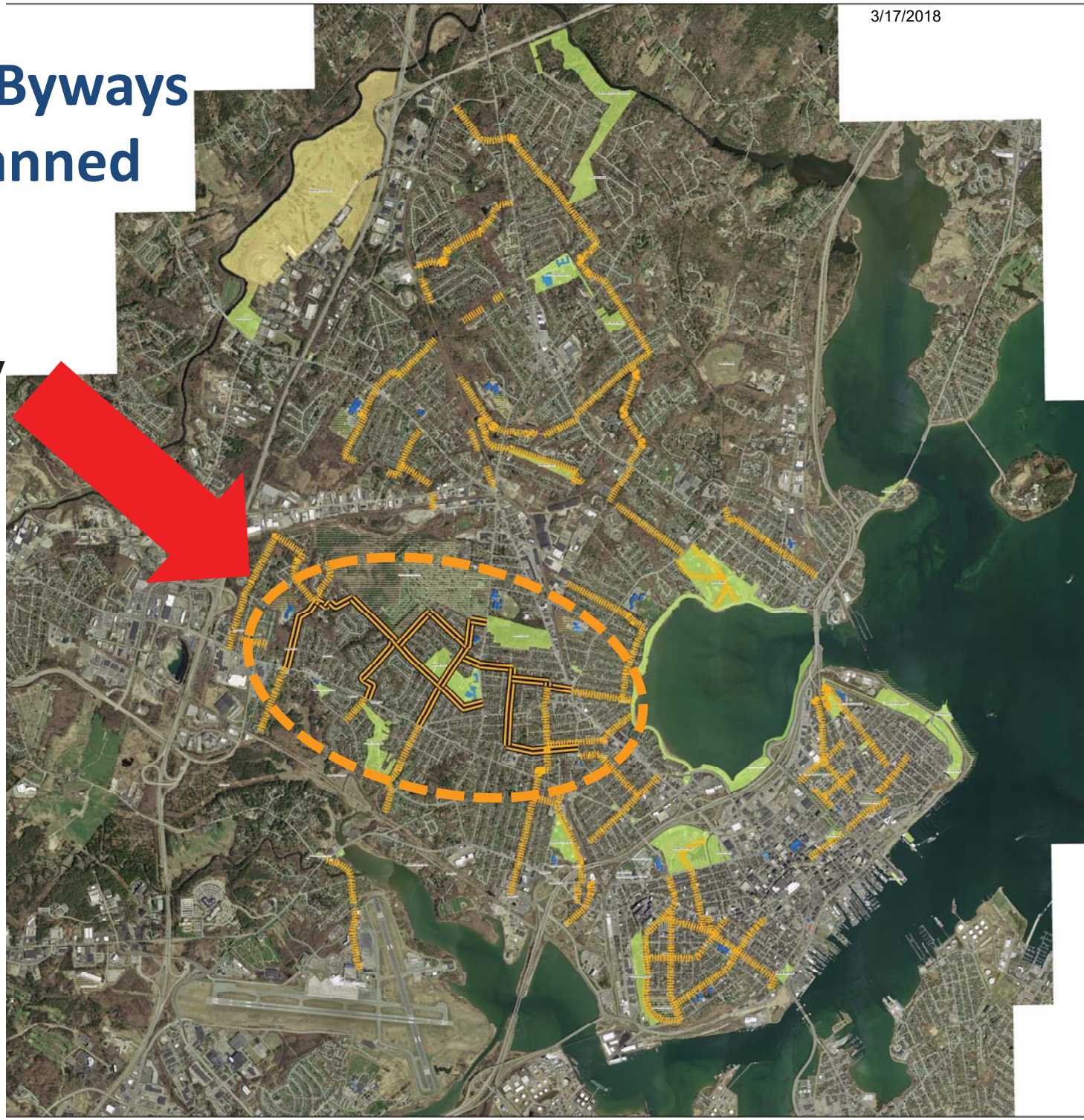

Full Bikeway Network Existing and Planned

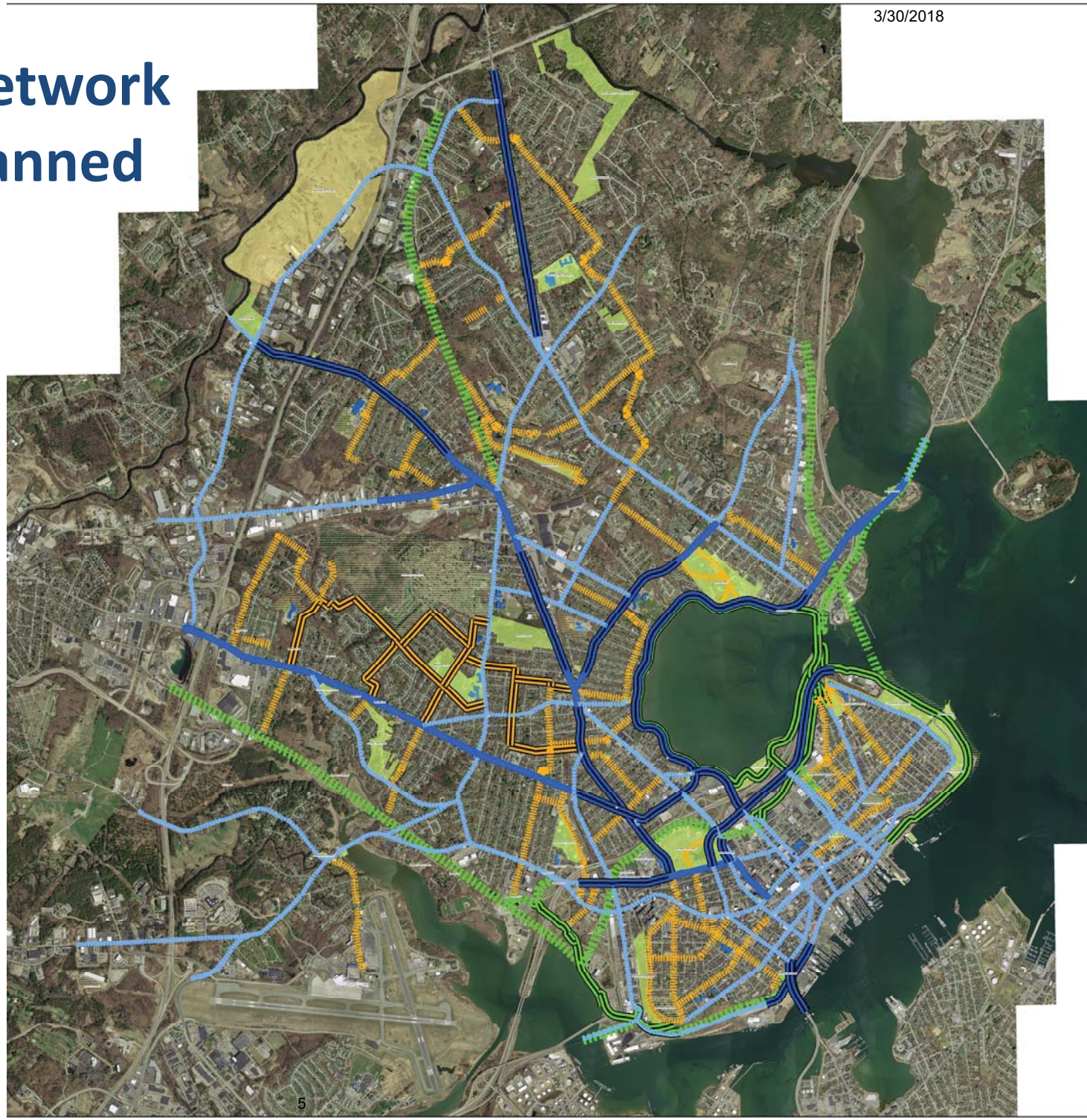

Shared Use Pathways

Arterial/Collector Bikeways

Neighborhood Byways

Note: Not shown are the full connections using paper streets needed between many segments of Neighborhood Byways.

Note 2: Staff is currently working on order of byways for completion if a related CIP project is approved.

Question 5: How will the City Hall Elevator project be funded?
Staff Response: Due to repeated elevator outages (ADA accessibility issue) this project will be completed within the current \year with existing funds.

Question 6: What happened to the Chapel Street CIP request?
Staff Response: Staff determined that the request for new funding was redundant. This project will be completed with existing funds.

Question 7: Can you provide cost analysis of renting garbage trucks vs owning them?
Staff Response: It is much more economical to own the vehicles outright vs renting. The current City strategy is to own, maintain the vehicles property, and extend them well beyond their recommended useful life. In many cases we double the recommended useful lives of rubbish equipment on the mainland and then on the islands. Renting on a month by month basis is both more expensive (up to $8000 per month for some packers / recyclers) and also unreliable. Quite often there is no inventory available nearby for rent.

FLEET SERVICES INVENTORY - SOLID WASTE DIVISION						
Asset Category	Count	Brief Description	Unit Cost	Est. Total Replacement Cost	Est. Useful Life	Est. Annualized Capital Renewal Cost
Staff Cars	1	Sedan	$ 27,000	$27,000	10	$2,700
Pickups	2	Half Ton 4X4	$ 30,000	$60,000	10	$6,000
Rubbish Equipment	2	Rolloffs	$ 165,000	$300,000	8	$37,500
Rubbish Equipment	9	Packers / Recyclers	$ 265,000	$2,385,000	8	$298,125
Rubbish Equipment	1	Parks Collection Truck	$ 265,000	$265,000	8	$33,125
						$377,450

Question 8: Could we have an update on our debt limits? What City and State debt limitations exist and how close are we to each of those limits. What is the maximum we could borrow before we would be out of compliance?

Staff Response: The City's Debt Management Policy sets four limits related to debt. The State of Maine also has a limitation on municipality debt within their law. We are currently in full compliance with each of our applicable debt limits. The Finance Director has repeatedly noted that it would be fiscally irresponsible to borrow to our maximum capacity - the impact would be incredibly detrimental to our taxpayers. For example, under State law the City of Portland could borrow up to 15% of our State equalized valuation, which for FY18 is nearly $9.1 billion and rising. Under this law, the City would be permitted to have outstanding debt of nearly $1.36B, but the resulting impact to the tax rate (almost double the current City levy) would be devastating. Another example is the City's policy around net debt service not exceeding 15% of general fund expenditures. For a complete summary of our debt limits and debt capacity as of June 30, 2017 see the chart below.

Debt Management Policy - As of June 30, 2017	Target	Current	Status	Capacity until Limit Reached
1. Net debt service* payments should not exceed 15% of general fund expenditures	15%	9.4%	OK	$16.3M of debt service
2. Net debt service* payments should not exceed 1.5% of per capita income**	1.5%	0.9%	OK	$18.5M of debt service
3. Net debt per capita should not exceed the "moderate" range by Moody's, currently at $5,000	$ 5,000	$ 4,359	OK	$42.8M of debt capacity
4. Total outstanding debt should not exceed 5% of the State equalized valuation of the City	15%	3.4%	OK	$163.8M of debt capacity
A. Comply with State law (limits long term debt outstanding to 15% of state equalized valuation)	15%	3.4%	OK	$989.2M of debt capacity

*Net Debt Service equals budgeted debt service net of Enterprise Funds and State reimbursed School DebtService

**Per Capita Personal Income, as published by the U.S. Bureau of Economic Analysis (BEA), Bearfacts, forPortland-South Portland-Biddeford region.

Page 1

Question 9 – Can we get additional information on the State Revolving Renovation Funds? What happened to the program and will these be available to the City in future fiscal years?

Staff Response: As City staff noted during the 2/22/18 meeting, we have been informed by PPS facilities staff and State Department of Education staff that the State Revolving Renovation Fund application process was suspended for 2017 and suspended again for 2018. PPS staff contacted the Maine Department of Education SRRF program manager for additional details about future potential application cycles. The DOE noted they have requested to have the SRRF account replenished through a bond issue currently under consideration by the legislature as LD 1331. The DOE noted this is their first request in over a decade. If the account is not replenished, there may be another year without a call for applications. Please note that approved projects typically are paid back in 5 to 10 years, but the loan represents only about 30 to 70 percent of the project (i.e. a portion of the loan is forgiven) so the available State funding gets depleted over time.

Question 10 – What capital requests were removed from the CIP and will instead be requested as part of the FY19 operating budget Department requests?

Staff Response: The full listing of these CIP requests is included below. It is important to note that at this point these are still requests and may or may not be recommended by the City Manager within his FY19 operating budget depending on the overall tax rate change and guidance received from City Council. It is also important to note that due to the efforts to increase "green" CIP projects, the two electric vehicle requests will definitely be requested.

Fleet Vehicles	Electric Car - Inspections		15,000
Fleet Vehicles	Replace EV Parks		15,000
Barron Center	Facility Renovation		36,065
Barron Center	Furniture BCII		21,231
Barron Center	Replacement Furniture for BCI		29,807
Facilities	Restroom Partition Replacement		20,000
Information Technology	Bill payment kiosks		16,000
Information Technology	HP Design Jet large format printer		16,500
Police	(2) Speed Radar Trailers		15,000
Police	Gel Scan Digital Evidence Device		67,553
Police	Traffic Control Device		10,000
Public Works	Engineering Team Computers		29,500
Public Works	GPS Surveying Equipment		28,000
Public Works	Engineering Division Office Furniture		28,500
Parking	Multi space parking meters		15,000
Public Works	1/2 Ton Pickup - DPW Street Open 2040		25,000
Public Works	1/2 Ton Pickup Replacement - Street Opening 2015		25,000
Human Resources	Workers Compensation		500,000

Question 11: Has staff considered trying to expand electric vehicle usage? Have we considered electric vehicle types beyond just electric cars?
Staff Response: Electric vehicles are a priority for the City Manager and the City seeks to expand usage wherever practical. Our Fleet Manager has explored several types of electric vehicles. As of early 2018, the only category of vehicles which were deemed practical for City usage was non-public safety sedans. The battery lives currently available for electric vehicles are prohibitive for higher horsepower vehicles and those which are stopping / starting frequently during the workday. In instances were electric vehicles are not yet practical, the City has still sought to reduce greenhouse gas emissions by purchasing more fuel efficient vehicles. For example, in the past five years the City has reduced the emissions of the Police Department Fleet by 15% by utilizing a much more fuel efficient model as a front line vehicle.

It is worth noting that the typical electric vehicle cost is BELOW the $25,000 threshold for consideration within the CIP. Two electric vehicle requests will be included within the operating budget request for FY19 ($15,000 each). Additionally, to further reduce our greenhouse gas emissions the City has been purchasing electric power tools whenever possible and practical, to replace older gas and diesel based maintenance equipment. Foresty has started using electric chain saws, trimmers, leaf blowers etc. At this point most small gas powered hand tools have been replaced with battery operated electric options.

Question 12: Can we get an a memo Fund Balance?
Staff Response: Yes - a complete memo on fund balance, fund balance policy, and fund balance history is being prepared. Complete discussion of our FY17 audit results including details from staff on increase in fund balance at 6/30/17 along with a presentation from external auditors Runyon, Kersteen and Oullette will also be taking place at the 3/22/18 Finance Committee meeting.

Question 13: How can community groups provide input into the CIP?
Staff Response: In general CIP requests from the general public are not applicable for most Departments (i.e. Police Department, Fire Department, Parking Garages, Fleet Vehicles, HHS, Finance, Assessors, Planning, Permitting and Inspections, Information Technology) or have otherwise been considered (i.e. a new homeless shelter for HHS, body cameras for the Police Department etc). CIP sized Public Works projects ($25,000+) not previously considered by the City are also not typically requested by the general public. For smaller Public Works and other requests the SeeClickFix application may be used. In general the most public interest exists for Parks, Recreation and Facilities category of CIP requests. Over recent years the number of external “friends of” groups has increased exponentially accompanied by an increase in requests for funding. Beginning in FY16, the City began referring all parks, playgrounds and open space requests through the Parks Commission. There is a process which takes place on an annual basis and the general timeline is included on the following page, Any request not seen on the FY19 – FY23 CIP listing was not recommended by Parks to the City Manager for funding. In addition to the methods above CIP project suggestions are often sent to district Councilors and in turn forwarded on to City staff for consideration. In addition to the other opportunities for input mentioned, the Finance Committee and City Council also provides multiple opportunity for public comment on the recommended CIP projects.

Parks Capital Improvement Plan Timeline

May--June:

1. Department of Parks, Recreation and Facilities issues call to stakeholders (Friends and Neighborhood Groups, the schools, and the public) for project proposals.
    a. Department of Parks, Recreation and Facilities will publicize the existing 10-year Parks Capital Improvement Plan, so that stakeholders will be aware of the current city-wide 10-year schedule of projects and prioritization.
    b. If a stakeholder group submits more than one project for consideration, the projects should be listed in an itemized, prioritized list.
    c. Stakeholders submitting projects not already on the 10-year Parks Capital Improvement Plan should include cost estimates from a qualified engineer, contractor or landscape architect.
2. Project Requests and cost estimates due to Department of Parks, Recreation and Facilities by June 30.

July

1. Department of Parks, Recreation and Facilities compiles and reviews project requests. Sources:
    a. Existing 10-year Capital Improvement Plan
    b. Unfunded requests from prior years
    c. Portland Open Space Vision and Implementation Plan, Parks Master Plans, Facilities Master Plans, Athletic Facilities Task Force Plan, and other relevant plans
    d. Departmental knowledge and professional insight
    e. Requests from Friends Groups, schools, and other stakeholders
2. Projects from stakeholders are submitted as requests. Department of Parks, Recreation and Facilities will review all requests and either:
    a. Add to 10-year Parks Capital Improvement Plan according to 10-year schedule and budget parameters.
    b. File the project request if deemed inappropriate, undesirable, or unfeasible.
3. Department of Parks and Recreation prepares and submits 10-year Capital Improvement Plan to Parks Commission by July 31.
    a. Includes in submission all requests from stakeholders
    b. Includes in submission all recommended projects for upcoming fiscal year.

August--September

1. Parks Commission reviews project proposals for upcoming fiscal year by undertaking these steps:
    a. Review materials submitted by the Department of Parks and Recreation (which includes requests from public stakeholders)
    b. Conduct a public meeting(s) to hear from Friends Groups, Neighborhood Associations, and other interested stakeholders
    c. Following public meeting(s), Parks Commission shall provide recommendations on projects being proposed for upcoming fiscal year, submitted to Department of Parks and Recreation by September 30.

October

1. Final review of 10-year Capital Improvement Plan by Department of Parks, Recreation and Facilities.
2. Backup materials prepared, quotes finalized for projects being recommended for upcoming fiscal year.
3. Staff input of CIP requests into City financial system by October 31.

November

1. Department of Parks, Recreation and Facilities submits the final Departmental recommendation to the City Manager's office; attaches the Parks Commission Recommendations.

Question 14: Have we had a playgrounds assessment done?
Staff response: The Parks Department prioritizes playgrould replacement and improvement based on the age and condition of each playgrounds. The Department recommended the Riverton Playground be replaced in FY19 (see the Department 10 year plan below) but due to funding constraints this request was bumped into FY20. The quality of playgrounds and distribution of parks and playgrounds was also fully reviewed in the 2016 Trust For Public Land Open Space Vision plan. Complete details on the Portland Open Space Vision and Implementation Plan (and the complete final report) can be found at the following website: https://www.portlandmaine.gov/1503/Portland-Open-Space-Vision

		2019	2020	2021	2022	2023	2024	2025	2026	2027	$2,028
Playgrounds and Fitness Courses											
Clark Street Playground	2					$75,000					
Deering Oaks Playground	2									$250,000	
Deering Oaks Ravine Wading Pool	2				$250,000						
Dougherty Playground	3		$175,000								
East End School Playground	1								$250,000		
Harborview Fitness Course***	2			$30,000							
Longfellow Playground	5			$200,000							
Lyseth Playground	5		$250,000								
Peaks Island Playground	1					$175,000					
Peppermint Park–East Bayside Playground	1						$200,000				
Presumpscot Playground	4							$200,000			
Reiche Playground	2										
Riverton Playground	5	$250,000									
Stone Street Playground–Upgrade and Splashpad Erosion Issues	1			$200,000							
Tate Tyng Playground	2				$150,000						
Taylor Street Playground	2									$75,000	
Will's Playground (Eastern Prom)	1								$250,000		

Question 15: Please provide a status update on FY18 CIP Projects
Staff response: City staff has continued to emphasize the importance of competing the CIP process earlier in the year. During strong economic times, construction vendors have their calendars fill up quickly and unless the City gets in queue early (i.e. projects out to bid in late winter, early spring) project bid prices are likely to be higher than estimated and in many cases no vendors will be available to complete the work. As a result of delays in the FY18 CIP approval many construction projects were bid in early 2018 and will be completed during construction season. Bids of over $10M were released by the City in early 2018 to date. The majority of FY18 Fleet CIP projects have been completed.

Question 16: We see a CIP project related to the Ocean Avenue Landfill. How can the City construct a solar array while conducting work on the landfull capping?
Staff response: Last fall, the City's contractors regraded approximately 4.5 acres of the landfill on which the solar array will be placed. This project included ensuring a positive grade to encourage storm water to flow off the site and ensuring an adequate depth of cover over the landfilled waste. During this work, the contractor also installed gas vents to mitigate concerns about several pockets of landfill gas discovered during testing. The DEP indicated this work needed to be done before the array could be installed.

Since that time staff has worked with the DEP on a draft permit for construction of the array. The current draft indicates that construction of the array may proceed but, as condition of approval, requires the City to continue to ensure that the other sections of the landfill have adequate depth of cover and adequate slope. Work to meet this requirement would occur outside the footprint of the solar array and would not interfere with its installation and operation.

FY19 - FY23 City Manager Recommended Capital Improvement Plan
FY19 Amounts Represent City Manager Recommendation
FY20-FY23 Amounts Represent Department Requets Only

Classification	Department	Division	ProjectTitle		2019	2020	2021	2022	2023
HEALTH AND HUMAN SERVICES									
Total FY19 Recommended Amount				$615,028					
Total FY18 Approved Amount				$295,497					
Facilities	Barron Center	Environmental Se	Generator Replacement		430,000				
Facilities	Barron Center	Nutrition and Sup	Expansion of walk in cooler and freezer FY19		90,628				
Equipment	Barron Center	Nursing	Replace Patient Call System Phase II		48,000				
Equipment	Barron Center	Environmental Se	Domestic Hot Water Heaters		46,400				
Equipment	Barron Center	Environmental Se	Air Conditioning			115,482			
Facilities	Social Services	Oxford Street She	New Homeless Shelter			10,000,000			
FIRE DEPARTMENT									
Total FY19 Recommended Amount				$100,000					
Total FY18 Approved Amount				$250,000					
Facilities	Fire Department	Special Services	Fire Station Rehabilitation and Upgrades		100,000		2,500,000		
Facilities	Fire Department	Special Services	Hood System Continuation			80,000			
Facilities	Fire Department	Special Services	Building Design			200,000			
INFORMATION TECHNOLOGY									
Total FY19 Recommended Amount				$350,000					
Total FY18 Approved Amount				$290,000					
Information Techr	Information Technology		Virtualization, Storage and Redundancy Upgrade		100,000				
Equipment	Information Technology		Upgrade Network switches		150,000				
Information Techr	Information Technology		Phone System Upgrade		100,000				
Facilities	Information Technology		Engineering design study to create a City wide fiber optic utility			300,000			
Vehicles	Information Technology		Utility Van						
PARKING / GARAGES									
Total FY19 Recommended Amount				$290,000					
Total FY18 Approved Amount				$590,000					
Facilities	Parking / Garages	Temple Street Ga	Temple St Garage Cond. Appraisal Rrs Concrete & S/W 1		290,000				
Facilities	Parking / Garages	Spring Street Gar	Spring St Garage Steel Beem repairs			325,000			
Facilities	Parking / Garages	Temple Street Ga	Temple St Garage Façade			500,000			
Stationary Equipn	Parking / Garages	Administration	Parking Meters Replacement			131,250	177,550	177,550	100,000
Facilities	Parking / Garages	Temple Street Ga	Temple St Parking Garage Cond. Appraisal Rprs Concrete & S/W 2			185,000			
Facilities	Parking / Garages	Spring Street Gar	Condition Appraisal repairs at Spring Street Garage						
Facilities	Parking / Garages	Elm Street Garag	Recaulking joints Elm St Garage				360,000		
Facilities	Parking / Garages	Temple Street Ga	Temple St Parking Garage Cond. Appraisal Repairs						
PARKS AND RECREATION									
Total FY19 Recommended Amount				$872,772					
Total FY18 Approved Amount				$1,460,200					
Parks, Fields, Tra	Parks, Rec & Pub	Parks	Memorial Field Artificial Turf Replacement		672,772				
Parks, Fields, Tra	Parks, Rec & Pub	Parks	Dougherty Skate Park Expansion		50,000	190,000			

Parks, Fields, Tra	Parks, Rec & Pub	Parks	Lincoln Park Fence	100,000		
Facilities	Parks, Rec & Pub	Golf Course	Continued Course Improvements at Riverside Golf Course	50,000		
Parks, Fields, Tra	Parks, Rec & Pub	Parks	Portland Landing - Design and Permitting			
Parks, Fields, Tra	Parks, Rec & Pub	Parks	Dougherty Field - Athletic Field Upgrades, Parking		350,000	
Parks, Fields, Tra	Parks, Rec & Pub	Parks	Riverton Playground		250,000	
Parks, Fields, Tra	Parks, Rec & Pub	Parks	Payson Softball Field - Replace Lights		250,000	
Parks, Fields, Tra	Parks, Rec & Pub	Parks	Riverton Softball Drainage and Erosion Issues		65,000	
Parks, Fields, Tra	Parks, Rec & Pub	Recreation	Replace Gym Floor at Riverton		200,000	
Parks, Fields, Tra	Parks, Rec & Pub	Administration	Repair fence at Ocean Avenue Dog Park		28,000	
Equipment	Parks, Rec & Pub	Golf Course	Winter Grooming Machine		30,000	
Parks, Fields, Tra	Parks, Rec & Pub	Parks	Deering High Field Upgrades		275,000	
Facilities	Parks, Rec & Pub	Recreation	Ice Arena - Sidewalk replacement and addition parking spaces		87,200	
Parks, Fields, Tra	Parks, Rec & Pub	Parks	Deering Oaks Baseball Lights		350,000	
Parks, Fields, Tra	Parks, Rec & Pub	Parks	Deering Oaks Infield Upgrades		75,000	
Parks, Fields, Tra	Parks, Rec & Pub	Parks	Fitzpatrick Paving and ADA Improvements		235,000	
Parks, Fields, Tra	Parks, Rec & Pub	Parks	Fitzpatrick Stadium Entrance Upgrades			75,000
Parks, Fields, Tra	Parks, Rec & Pub	Parks	Fox St Irrigation Replacement			50,000
Parks, Fields, Tra	Parks, Rec & Pub	Parks	Memorial Field Scoreboard Drainage and Landscaping		60,000	
Parks, Fields, Tra	Parks, Rec & Pub	Parks	Riverton Softball Lighting Replacement			275,000
Parks, Fields, Tra	Parks, Rec & Pub	Parks	Evergreen Driveway Drainage		620,580	
Parks, Fields, Tra	Parks, Rec & Pub	Parks	Evergreen Repaving Roads			250,000
Parks, Fields, Tra	Parks, Rec & Pub	Parks	Nasons Corner Community Garden			25,000
Parks, Fields, Tra	Parks, Rec & Pub	Parks	Payson Park Community Garden--Expansion		25,000	
Parks, Fields, Tra	Parks, Rec & Pub	Parks	Deering Oaks Tennis Court Lights--Replace			350,000
Parks, Fields, Tra	Parks, Rec & Pub	Parks	Eastern Prom Tennis and Basketball Court Resurface			50,000
Parks, Fields, Tra	Parks, Rec & Pub	Parks	Fox St Basketball Resurface			30,000
Parks, Fields, Tra	Parks, Rec & Pub	Parks	Longfellow Basketball Drainage			275,000
Parks, Fields, Tra	Parks, Rec & Pub	Parks	Longfellow Basketball Resurface			75,000
Parks, Fields, Tra	Parks, Rec & Pub	Parks	Payson Tennis and Basketball Court Resurface			50,000
Parks, Fields, Tra	Parks, Rec & Pub	Parks	Reiche Basketball Resurface			30,000
Parks, Fields, Tra	Parks, Rec & Pub	Parks	Riverton Tennis Court Resurface		50,000	
Parks, Fields, Tra	Parks, Rec & Pub	Parks	Deering Oaks Ravine Rehab			475,000
Parks, Fields, Tra	Parks, Rec & Pub	Parks	Deering Oaks Sidewalks and Curbing--Kings Cross Rd			450,000
Parks, Fields, Tra	Parks, Rec & Pub	Parks	Deering Oaks Sidewalks--walking paths around pond			150,000
Parks, Fields, Tra	Parks, Rec & Pub	Parks	Martins Point Access Improvements			150,000
Parks, Fields, Tra	Parks, Rec & Pub	Parks	Payson Park Parking and Curbing Construction			250,000
Parks, Fields, Tra	Parks, Rec & Pub	Parks	Picnic Pavillions			150,000
Parks, Fields, Tra	Parks, Rec & Pub	Parks	Riverton Trolley Park Trails, Water Access			75,000
Parks, Fields, Tra	Parks, Rec & Pub	Parks	Dougherty Playground		175,000	
Parks, Fields, Tra	Parks, Rec & Pub	Parks	Longfellow Playground			250,000
Parks, Fields, Tra	Parks, Rec & Pub	Parks	Deering Oaks Ravine Wading Pool			250,000
Parks, Fields, Tra	Parks, Rec & Pub	Parks	Stone Street Playground--Upgrade and Splashpad Erosion Issues		225,000	
Parks, Fields, Tra	Parks, Rec & Pub	Parks	Tate Tyng Playground			150,000
Parks, Fields, Tra	Parks, Rec & Pub	Parks	Back Cove Guard Rail		100,000	
Parks, Fields, Tra	Parks, Rec & Pub	Parks	Sensory Trail			50,000
Facilities	Parks, Rec & Pub	Ice Arena	Rubber Flooring		80,000	
Facilities	Parks, Rec & Pub	Golf Course	Cart Shed Upgrades		50,000	
Parks, Fields, Tra	Parks, Rec & Pub	Parks	Evergreen Columbarium: Phase II and III		52,000	
Parks, Fields, Tra	Parks, Rec & Pub	Parks	Harborview Park Community Garden			30,000
Parks, Fields, Tra	Parks, Rec & Pub	Parks	Valley Street Basketball Reconstruction			65,000
Parks, Fields, Tra	Parks, Rec & Pub	Parks	Lyseth Playground		250,000	
Parks, Fields, Tra	Parks, Rec & Pub	Parks	Payson B Softball Drainage and Irrigation			110,000
Facilities	Parks, Rec & Pub	Golf Course	ADA Accessible Path at Riverside Golf Course		225,000	
Parks, Fields, Tra	Parks, Rec & Pub	Parks	Fort Gorges		209,000	
Equipment	Parks, Rec & Pub	School HVAC	King -Boiler Replacement		360,000	

Equipment	Parks, Rec & Pub	School HVAC	PATHS Boiler Replacement				510,000		
PLANNING AND URBAN DEVELOPMENT									
Total FY19 Recommended Amount				215,000					
Total FY18 Approved Amount				None					
Transportation	Planning & Urban	Planning	Congress Square Redesign		15,000	250,000	500,000	2,500,000	
Transportation	Planning & Urban	Transportation	Neighborhood Byway Network Implementation		100,000	120,000	120,000	120,000	120,000
Transportation	Planning & Urban	Transportation	West Commercial Street Pathway - Phases II and III			305,000			
Transportation	Planning & Urban	Transportation	East Coast Greenway Baxter Blvd/Back Cove to Martins Point			100,000	75,000		
Transportation	Planning & Urban	Transportation	Parkside to Libbytown Pathway			300,000	300,000		
Streets/Sidewalks	Planning & Urban	Historic Preservat	Stairs and Improvements on Plum Street Alley			105,000			
POLICE DEPARTMENT									
Total FY19 Recommended Amount				1,000,000					
Total FY18 Approved Amount			None - Although they did receive Air Handling Units (in Facilities request)						
Full Body Camera	Police Departmen	Uniformd Ops Gr	Patrol Full Body Cameras		400,000				
Equipment	Police Departmen	Operations Suppo	Records Management System		600,000	900,000			
FACILITIES - PUBLIC BUILDINGS									
Total FY19 Recommended Amount				$835,000					
Total FY18 Approved Amount				$860,000					
Facilities	Public Buildings	Other Public Build	Sanitation office/ crew space		200,000				
Equipment	Public Buildings	City Hall	Elevator						
Equipment	Public Buildings	City Hall	A/C Installation			200,000	200,000	200,000	
Equipment	Public Buildings	Public Safety	109 Middle Street - Replace Boiler #2		40,000				
Facilities	Public Buildings	Public Safety	Replace Concrete Steps/Railings at Main Entrance			100,000			
Equipment	Public Buildings	Hadlock Field	Hadlock Lighting Upgrades		550,000				
Facilities	Public Buildings	Hadlock Field	Skybox Structural Concrete/Steel Replacement			100,000	100,000		
Equipment	Public Buildings	Public Safety	HVAC Replacement Dispatch Area			75,000			
Facilities	Public Buildings	Exposition Buildin	Exterior Masonry North Wall			250,000	150,000		
Equipment	Public Buildings	Other Public Build	Observatory Flagpole and Lightning Protection Replacement		45,000				
Facilities	Public Buildings	Canco Rd	250 Canco Road Masonry Maintenance						
Facilities	Public Buildings	Exposition Buildin	Emergency Egress at Exposition Building			210,000			
Facilities	Public Buildings	City Hall	Clock Tower Mortar Repairs			250,000	250,000		
Sidewalks	Public Buildings	Exposition Buildin	Sidewalks at Exposition Building Entrance			160,000			
Facilities	Public Buildings	Other Public Build	Forest City Cemetery Masonry / Roof Repairs			200,000			
Facilities	Library	Library	Repair Main Level Concrete Floors			25,000			
Facilities	Library	Library	Repair Roof over Executive Director's Office			20,000			
Café relocation/	Public Buildings	City Hall	Café Relocation/Breakroom.			250,000			
Equipment	Public Buildings	City Hall	Mechanical Assist Mobile Storage for Planning			80,000			
Facilities	Public Buildings	City Hall	Archivist			200,000			
Facilities	Public Buildings	Other Public Build	North Course Clubhouse						
Facilities	Public Buildings	City Hall	Copper Roof Rehab/Replacement					1,000,000	1,000,000
Facilities	Public Buildings	City Hall	Passenger Elevator at City Hall						
Equipment	Public Buildings	City Hall	Portable 3 Phase Generator				100,000		
Facilities	Public Buildings	City Hall	Replace sewer main in tunnel				100,000		
Facilities	Public Buildings	City Hall	Roof Replacement Engineering					180,000	
Facilities	Public Buildings	Exposition Buildin	Roof Replacement Exposition Building			50,000	600,000		
Facilities	Public Buildings	Exposition Buildin	Concession Stand Renovation			250,000			
Facilities	Public Buildings	Exposition Buildin	Replace Arena Air Handlers				40,000		
Equipment	Public Buildings	Exposition Buildin	A/C Arena Area					200,000	
Facilities	Public Buildings	Hadlock Field	Hadlock Concourse Stair Stringers				100,000		
Facilities	Public Buildings	Hadlock Field	Structural Repairs/Door Frame replacement - Hadlock			190,000			
Facilities	Public Buildings	Hadlock Field	Roof Overlay			125,000			
Facilities	Public Buildings	Hadlock Field	Metal Siding Replacement				60,000		

Facilities	Public Buildings	Merrill Auditorium	Replace exterior doors and windows						300,000
Facilities	Public Buildings	Merrill Auditorium	Lobby/Concession Flooring				150,000		
Facilities	Public Buildings	Merrill Auditorium	Roof Replacement					500,000	
Facilities	Public Buildings	Merrill Auditorium	Stage Floor Replacement						80,000
Facilities	Public Buildings	Other Public Builc	Deering Oaks Restroom Facility				300,000		
Facilities	Public Buildings	Other Public Builc	90 Anderson St - Upgrades					250,000	
Facilities	Public Buildings	Other Public Builc	90 Anderon St Upgrades				250,000		
Facilities	Public Buildings	Canco Rd	250 Canco Rd Roof Eng/Replacement			70,000		700,000	
Facilities	Public Buildings	Canco Rd	212 Canco Road Driveway Overlay			120,000			
Facilities	Public Buildings	Canco Rd	250 Canco Road Fleet Addition						
Facilities	Public Buildings	Canco Rd	250 Canco Road Salt Shed						
Facilities	Public Buildings	Other Public Builc	Observatory - Painting and Other Maintenance			50,000			
Facilities	Public Buildings	Public Safety	Window Replacement			450,000			
Facilities	Public Buildings	Public Safety	Repoint/Waterproof Building Exterior						300,000
Facilities	Public Buildings	Public Safety	Brick Plaza Replacement				300,000		
Facilities	Public Buildings	Other Public Builc	Mortar Repointing at 55 Portland St					150,000	
Facilities	Public Buildings	City Hall	Café relocation/Breakroom			75,000			
Facilities	Public Buildings	City Hall	Add Sprinkler System				300,000		
Facilities	Public Buildings	Public Safety	Master Plan					300,000	
Facilities	Public Buildings	Exposition Buildin	Retaining Wall				90,000		
Equipment	Public Buildings		Generator			25,000			
Facilities	Public Buildings	Merrill Auditorium	Exterior Masonry Repairs				50,000		
Facilities	Public Buildings	Merrill Auditorium	Carpet Replacement					200,000	
Facilities	Public Buildings	Other Public Builc	Fort Allen Gazebo			25,000			
Equipment	Public Buildings	Canco Rd	Generator			250,000			
Equipment	Public Buildings	Merrill Auditorium	Heat Piping replacement			100,000			
FACILITIES - MARINE/WATERFRC									
Total FY19 Recommended Amount				$750,000					
Total FY18 Approved Amount				$1,200,000					
Facilities	Waterfront	Waterfront	Utility Upgrades		500,000				
Marine	Waterfront	Waterfront	On going pile/pier work at OG and P.O.T		150,000	225,000	225,000	225,000	225,000
Marine	Waterfront	Waterfront	Replace Ocean Gateway Plaza Sidewalk		100,000				
Marine	Waterfront	Waterfront	Compass Park Ongoing pile/pier work			100,000			
Facilities	Waterfront	Waterfront	Receiving Bidg Renovation			100,000			
Marine	Waterfront	Waterfront	POT - Pile engineering Survey			100,000			
Marine (i.e., piers)	Waterfront	Waterfront	Bollard/ Bit Replacement			100,000	100,000		100,000
Marine (i.e., piers)	Waterfront	Waterfront	Capstans at Portland Ocean Terminal						80,000
Marine	Waterfront	Waterfront	Mega Berth Terminal Structual Painting				100,000		
Marine	Waterfront	Waterfront	POT Rail Removal				100,000		100,000
Facilities	Waterfront	Waterfront	Pile Jackets -OG			225,000		225,000	
Marine	Waterfront	Waterfront	Waterfront Fender Systems			1,250,000			
Marine (i.e., piers)	Waterfront	Waterfront	Floats at Cushing, Maine State Pier, East End Beach, Peaks			100,000		100,000	
Streets/Sidewalks	Waterfront	Waterfront	Great Diamond Island Boardwalk			565,000			
Marine	Waterfront	Waterfront	Peaks Govt Dock			365,000			
PUBLIC WORKS									
Total FY19 Recommended Amount				$6,338,291					
Total FY18 Approved Amount				$8,928,013					
Streets/Sidewalks	Public Works	Engineering	Woodford's Corner Project - Supplemental Funding		878,241				
Streets/Sidewalks	Public Works	Engineering	MPI DOT Paving - Washgtn Ave(Ocean - Allen)		550,000				
Streets/Sidewalks	Public Works	Engineering	MPI PACTS Paving - Allen Avenue (Yale-Pennell)		203,400				
Streets/Sidewalks	Public Works	Engineering	PACTS Collector Paving - Allen Avenue		106,250				
Streets/Sidewalks	Public Works	Traffic	PACTS Washington Avenue Road & Signals		150,000	390,500			
Streets/Sidewalks	Public Works	Engineering	CPR Paving - Park Avenue		83,000				

Streets/Sidewalks	Public Works	Engineering	CPR Paving - Valley St (entire)		72,400			
Marine	Public Works	Solid Waste	Ocean Avenue Landfill Remediation and Pre-Solar Array Work		250,000	250,000		
Streets/Sidewalks	Public Works	Engineering	Pavement Preservation Program		750,000	3,800,000	3,800,000	3,800,000	3,800,000
Sidewalks	Public Works	Engineering	Sidewalk Rehabilitation/Accessibility		500,000	750,000	750,000	750,000	750,000
Equipment	Public Works	Traffic	Traffic Signal Upgrades with Paving Programs		500,000	150,000	150,000	150,000	200,000
Streets/Sidewalks	Public Works	Engineering	Somerset Street Project			450,000			
Stationary Equipm	Public Works	Sewer	Traffic Signals Upgrade Program		500,000	600,000	600,000	600,000	600,000
Streets/Sidewalks	Public Works	Engineering	CSO Compliance - SRF Ineligibles		600,000	2,000,000	2,000,000	2,000,000	2,000,000
Streets/Sidewalks	Public Works	Engineering	Franklin Street Design Completion and Construction		250,000	4,300,000		250,000	2,500,000
Streets/Sidewalks	Public Works	Engineering	Marginal Way Upgrades			750,000			
Equipment	Public Works	Engineering	Engineering Archives			210,000	210,000		
Streets/Sidewalks	Public Works	Engineering	PACTS USM Roundabout		100,000				
Streets/Sidewalks	Public Works	Engineering	Street Rehabilitation Program		250,000	2,800,000	2,800,000	2,800,000	2,800,000
Stationary Equipm	Public Works	Traffic	PACTS RTMS - Traffic Signals		270,000	250,000	250,000	250,000	275,000
Transportation	Public Works	Engineering	Congress Square Intersection Construction			600,000			
Streets/Sidewalks	Public Works	Engineering	Arterial Street Ped Crossings		100,000	125,000	150,000	150,000	175,000
Facilities	Public Works	Island Services	Cliff Island Public Works Facility			50,000	300,000		
Streets/Sidewalks	Public Works		Andrew Square Rehabilitation		100,000				
Streets/Sidewalks	Public Works	Engineering	Park Ave Protected Bike Lanes		100,000				
Streets/Sidewalks	Public Works	Traffic	RR Quiet Zone Compliance Program		25,000	100,000	100,000	100,000	100,000
Streets/Sidewalks	Public Works	Engineering	MPI DOT Paving Stevens Avenue			275,000			
Streets/Sidewalks	Public Works	Engineering	Washington Avenue Rehabilitation (Cumberland to E. Prom)			200,000	2,200,000		
Streets/Sidewalks	Public Works	Engineering	PACTS Collector Paving - Danforth Street			67,000			
Streets/Sidewalks	Public Works	Engineering	PACTS Collector Paving - Cumberland Avenue			145,000			
Streets/Sidewalks	Public Works	Engineering	PACTS Collector Paving - Washington Avenue			57,100			
Streets/Sidewalks	Public Works	Engineering	PACTS TIP Paving (Multiple Locations) - 25% Local Match			750,000		750,000	
Streets/Sidewalks	Public Works	Engineering	MPI & CPR Paving Programs			450,000	450,000	450,000	450,000
Streets/Sidewalks	Public Works	Engineering	Thames Street Extension						
Streets/Sidewalks	Public Works	Engineering	PACTS Local Match for Future Awards			500,000	500,000	500,000	500,000
Streets/Sidewalks	Public Works	Engineering	Morrills Corner (State Route 302 and 100)			105,000			
Streets/Sidewalks	Public Works	Engineering	Forest Avenue from Bedford Street to Arlington Street			105,000			

School Department

Total FY19 Recommended Amount				$4,007,454				
Total FY18 Approved Amount				$2,376,000				
Facilities	School Departmen	School Maintenan	DHS - Fire Sprinkler System Installation		1,255,130			
Facilities	School Departme	School Maintena	Lincoln ADA accessibility and secure entry vestibule		712,126			
Facilities	School Departme	School HVAC	King - Boiler Replacement		500,000			
Facilities	School Departme	School Maintena	District ADA compliance upgrades		338,198			
Equipment	School Departme	Administration	District Phone System		335,000			
Facilities	School Departme	School Maintena	Moore - Fire Alarm System Replacement - Engineering and Installation		270,000			
Facilities	School Departme	School Maintena	King - Fire Alarm System Replacement - engineering and installation		270,000			
Facilities	School Departme	School Maintena	PHS - Roof Replacement - Engineering		130,000	1,730,000		
Vehicles	School Departme	Transportation	School Bus Replacements		97,000			508,065
Facilities	School Departme	School HVAC	Energy Management Control Upgrades		50,000			
Facilities	School Departme	School Maintena	DHS Kitchen Remodel/Upgrade		50,000	200,000		
Equipment	School Departme	School HVAC	DHS - Air Handling Units			100,000		
Facilities	School Departme	School HVAC	Riverton - A/C			50,000		
Facilities	School Departme	School HVAC	Lincoln - HVAC Rooftop Units				100,000	
Facilities	School Departme	School HVAC	DHS - A/C in Front Office				45,000	
Facilities	School Departme	School HVAC	District Office Boiler Replacement			310,000		
Facilities	School Departme	School HVAC	PHS - HVAC Rooftop Units				150,000	
Facilities	School Departme	School HVAC	King - HVAC Rooftop Units					100,000
Facilities	School Departme	School HVAC	PATHS - HVAC Rooftop Units					100,000
Facilities	School Departme	School HVAC	Lyman Moore - HVAC Rooftop Units					200,000
Facilities	School Departmen	School HVAC	PATHS Boiler Replacement				510,000	

FLEET MAINTENANCE

Total FY19 Recommended Amount				$2,701,000					
Total FY18 Approved Amount				$4,179,000					
Vehicles	Vehicle Maintena	Public Works	Trash and Recycling Trucks		770,000	250,000	250,000	250,000	250,000
Vehicles	Vehicle Maintena	Recreation and F	3/4 Ton Pickup - PRF Ballfields - 2199		40,000				
Vehicles	Vehicle Maintena	Recreation and F	3/4 Ton Pickup - PRF Parks - 2202		40,000				
Vehicles	Vehicle Maintena	Recreation and F	3/4 Ton Pickup Replacement - Parks 2203		40,000				
Vehicles	Vehicle Maintena	Recreation and F	Wheel Loader Replacement - Trades 5006		135,000				
Vehicles	Vehicle Maintena	Fire Department	Ambulance Replacement			240,000	240,000	480,000	240,000
Vehicles	Vehicle Maintena	Public Works	Grader Replacement - Winter 5096		225,000				
Vehicles	Vehicle Maintena	Fire Department	Car 7 & Service Truck 2 Replacement - Fire		40,000				
Vehicles	Vehicle Maintena	Public Works	Loader DPS 5116		210,000				
Vehicles	Vehicle Maintena	Public Works	TA Dump Truck Replacement - Districting 3096		210,000				
Vehicles	Vehicle Maintena	Police Departmen	Police Cruisers (7)) Replacement - Police		266,000	266,000	266,000	266,000	266,000
Vehicles	Vehicle Maintena	Public Works	1 Ton Dump Truck Replacement - Peaks 2508		70,000				
Vehicles	Vehicle Maintena	Public Works	SA Dump Truck Replacement - Peaks 3114		170,000				
Vehicles	Vehicle Maintena	Public Works	SA Dump Truck Replacement - Winter 3115		170,000				
Vehicles	Vehicle Maintena	Public Works	Compact Pickup DPW Engineers 2051		25,000				
Vehicles	Vehicle Maintena	Recreation and F	3/4 Ton Utility Van Replacement - Trades 2006		25,000				
Vehicles	Vehicle Maintena	Recreation and F	3/4 Ton Utility Van Replacement - Trades 2045		25,000				
Vehicles	Vehicle Maintena	Public Works	Replace Utility Truck - DPW Traffic 2515		62,000				
Vehicles	Vehicle Maintena	Public Works	Sidewalk Tractors Replacement			300,000	150,000	300,000	150,000
Vehicles	Vehicle Maintena	Recreation and F	Mower Hill Climber 10' Replacement - Parks 7158		60,000				
Vehicles	Vehicle Maintena	Recreation and F	1 Ton Dump Truck Replacement - Parks 3101		65,000				
Vehicles	Vehicle Maintena	Recreation and F	1 Ton Dump Truck Replacement - Parks 3103			65,000			
Vehicles	Vehicle Maintena	Public Works	1 Ton Wrecker Replacement - Fleet 2501			60,000			
Vehicles	Vehicle Maintena	Recreation and F	3/4 Ton Pickup - PRF - Rangers - 2037		38,000				
Vehicles	Vehicle Maintena	Recreation and F	Compact Pickup Replacement - PRF Ballfields		15,000				
Vehicles	Vehicle Maintena	Public Works	3/4 Ton Utility Van DPW Traffic 2019			25,000			
Vehicles	Vehicle Maintena	Public Works	SA Dump Truck Replacement - Winter 3109			170,000			
Vehicles	Vehicle Maintena	Public Works	Skidsteer Replacement - Winter 5106			50,000			
Vehicles	Vehicle Maintena	Human Resource	Compact Pickup - HR Safety - 2016			25,000			
Vehicles	Vehicle Maintena	Fire Department	Staff Car Replacement - Fire			40,000			
Vehicles	Vehicle Maintena	Public Works	3/4 Ton Pickup Replacement - DPW Traffic 2021			30,000			
Vehicles	Vehicle Maintena	Public Works	Backhoe Replacement - Districting 5031			95,000			
Vehicles	Vehicle Maintena	Public Works	Replace Peak's Backhoe 5115			95,000			
Vehicles	Vehicle Maintena	Public Works	Compact Pickup Replacement - PDD 2180			27,000			
Vehicles	Vehicle Maintena	Recreation and F	Electric Utility Vehicle - Parks / Cemeteries			20,000			
Vehicles	Vehicle Maintena	Parking / Garages	Parking Enforcement Truck Replacement - Parking 2023			27,000			
Vehicles	Vehicle Maintena	Permitting & Insp	Replace Crown Vic w/ EV - Inspections 1015			15,000			
Vehicles	Vehicle Maintena	Recreation and F	Pulp Loader Replacement - Forestry 5097			210,000			
Vehicles	Vehicle Maintena	Recreation and F	1 Ton Dump Truck Replacement - Parks 3117			65,000			
Vehicles	Vehicle Maintena	Recreation and F	1 Ton Dump Truck Replacement - Parks 3120			65,000			
Vehicles	Vehicle Maintena	Public Works	1 Ton Dump Truck Replacement - Districting 3105			70,000			
Vehicles	Vehicle Maintena	Public Works	1 Ton Dump Truck Replacement - Districting 3106			70,000			
Vehicles	Vehicle Maintena	Recreation and F	1 Ton Plow Truck - PRF Trades Waterfront - 3024			70,000			
Vehicles	Vehicle Maintena	Recreation and F	Track XUV Utility Vehicle - PRF Golf			30,000			
Vehicles	Vehicle Maintena	Recreation and F	1 Ton Dump Truck Replacement - Cemeteries 3119			65,000			
Vehicles	Vehicle Maintena	Recreation and F	1 Ton Dump Truck Replacement - Cemeteries 3121			65,000			
Vehicles	Vehicle Maintena	Recreation and F	3/4 Ton Pickup - PRF Cems 2186			38,000			
Vehicles	Vehicle Maintena	Recreation and F	Compact Wheeled Excavator - PRF Cems			85,000			
Vehicle - New (No	Vehicle Maintena	Recreation and F	Rec Bus w/ Wheel Chair Spots PRF Rec Seniors			65,000			

Vehicles	Vehicle Maintena	Police Departmen	Criminal Investigation Division Vehicles Replacement - Police	68,000	68,000	68,000	68,000
Vehicles	Vehicle Maintena	Barron Center	Replace 1 Ton Passenger Van - Barron Center -3901	40,000			
Vehicles	Vehicle Maintena	Parking / Garages	Parking Garage Truck - 2041	30,000			
Vehicles	Vehicle Maintena	Recreation and F	3/4 Ton Pickup Truck Replacement - Horticulture 2134	38,000			
Vehicles	Vehicle Maintena	Police Departmen	Replace Police Admin Vehicles Car 20	38,000			
Vehicle - New (Nc	Vehicle Maintena	Permitting & Insp	Purchase 4wd SUV - Permitting Inspections Director	30,000			
Vehicle - New (Nc	Vehicle Maintena	Social Services	Purchase Passenger Van - Oxford St Shelter	35,000			
Vehicles	Vehicle Maintena	Fire Department	Squad 301 Heavy Rescue	1,000,000			
Vehicles	Vehicle Maintena	Public Works	SA Dump Truck Replacement - Winter 3113	165,000			
Vehicles	Vehicle Maintena	Public Works	SA Dump Truck Replacement - Winter 3034	165,000			
Vehicles	Vehicle Maintena	Public Works	SA Dump Truck Replacement - Winter 3111	165,000			
Vehicles	Vehicle Maintena	Public Works	1 Ton Pickup Replacement - Districting 3002	52,000			
Vehicles	Vehicle Maintena	Public Works	Dump Truck Replacement - Public Services 3201	205,000			
Vehicles	Vehicle Maintena	Public Works	Dump Truck Replacement - Public Services 3202	210,000			
Vehicles	Vehicle Maintena	Public Works	1 Ton Pickup Replacement - Peaks 3001	52,000			
Vehicles	Vehicle Maintena	Public Works	SA Dump Truck Replacement - Districting - 3126	165,000			
Vehicles	Vehicle Maintena	Public Works	Dump Truck Replacement - Winter 3130	165,000			
Vehicles	Vehicle Maintena	Public Works	Dump Truck Replacement - Public Services 3131	165,000			
Vehicles	Vehicle Maintena	Public Works	1 Ton Utility Truck Replacement - Traffic 2008	55,000			
Vehicles	Vehicle Maintena	Public Works	1 Ton Dump Truck Replacement - Districting 2502	52,000			
Vehicles	Vehicle Maintena	Recreation and F	1 Ton Crew Cab Pickup Replacement - Forestry 2503	40,000			
Vehicles	Vehicle Maintena	Recreation and F	Compact Pickup Replacement -Rec and Facilities 2002	25,000			
Vehicles	Vehicle Maintena	Public Works	3/4 Ton Truck Replacement - Construction 2000	35,000			
Vehicles	Vehicle Maintena	Public Works	3/4 Ton Pickup Replacement - Construction 2001	35,000			
Vehicles	Vehicle Maintena	Recreation and F	1 Ton Rack Truck Replacement - Forestry 2509	45,000			
Vehicles	Vehicle Maintena	Recreation and F	3/4 Ton Pickup Replacement - Parks 2024			38,000	
Vehicles	Vehicle Maintena	Public Works	1/2 Ton Pickup Replacement - Construction 2022	25,000			
Vehicles	Vehicle Maintena	Public Works	3/4 Ton Pickup - Peaks 2050	35,000			
Vehicles	Vehicle Maintena	Recreation and F	3/4 Ton Utility Truck Replacement - Playgrounds 2512		40,000		
Vehicles	Vehicle Maintena	Recreation and F	Mower 11' Replacement - Parks 7162	60,000			
Vehicles	Vehicle Maintena	Police Departmen	SRT & Hostage Negotiation Vehicle Replacement - Police	60,000			
Vehicles	Vehicle Maintena	Police Departmen	Animal Control Officer Van Replacement - Police	27,500			
Vehicles	Vehicle Maintena	Public Works	Pot Hole Patcher Replacement - Districting 5103	40,000			
Vehicles	Vehicle Maintena	Recreation and F	Mower 16' Replacement - Parks 7156	95,000			
Vehicles	Vehicle Maintena	Public Works	TA Dump Truck Replacement - Districting 3097	205,000			
Vehicles	Vehicle Maintena	Recreation and F	15-Passanger Van Replacement - Recreation 2194	65,000			
Vehicles	Vehicle Maintena	Public Works	3/4 Ton Pickup Replacement - Districting 2129	35,000			
Vehicles	Vehicle Maintena	Public Works	3/4 Ton Pickup Replacement - Districting 2130	35,000			
Vehicles	Vehicle Maintena	Public Works	Rolloff Truck Replacement - Peaks 4037	180,000			
Vehicles	Vehicle Maintena	Public Works	Snow Blower Replacement - Winter 7116		125,000		
Vehicles	Vehicle Maintena	Barron Center	3/4 Ton Pickup Replacement - Barron Center 3915	35,000			
Vehicles	Vehicle Maintena	Recreation and F	1/2 Ton Pickup Replacement - Trades 2042	25,000			
Vehicles	Vehicle Maintena	Fire Department	Replace Ladder 34		1,500,000		
Vehicles	Vehicle Maintena	Fire Department	Replace Staff Car or Pickup			40,000	
Vehicles	Vehicle Maintena	Parking / Garages	Parking Enforcement Vehicle Replacement - Parking 2216	27,000			
Vehicles	Vehicle Maintena	Public Works	Forklift Replacement - Fleet 6001	40,000			
Vehicles	Vehicle Maintena	Public Works	Forklift Replacement - Fleet 6004	40,000			
Vehicles	Vehicle Maintena	Public Works	Backhoe Replacement - Districting 5105	75,000			
Vehicles	Vehicle Maintena	Public Works	Grader Replacement - Public Services 5109	425,000			
Vehicles	Vehicle Maintena	Public Works	1 Ton Dump Truck Replacement - Islands 3100	70,000			
Vehicles	Vehicle Maintena	Public Works	1 Ton Dump Truck Replacement - Districting 3118	70,000			
Vehicles	Vehicle Maintena	Public Works	1 Ton Pickup Replacement - Peaks 2518	52,000			
Vehicles	Vehicle Maintena	Public Works	Compact Pickup Replacement - Traffic 2030	25,000			
Vehicles	Vehicle Maintena	Recreation and F	3/4 Ton Crew Cab Pickup Replacement - Parks 2514		38,000		
Vehicles	Vehicle Maintena	Recreation and F	Tractor Replacement - Ballfields 8008		12,000		

Vehicles	Vehicle Maintena	Recreation and F	Bucket Van Replacement - Trades 2218	55,000			
Vehicles	Vehicle Maintena	Recreation and F	Activity Bus Replacement - Recreation 2700	60,000			
Vehicles	Vehicle Maintena	Recreation and F	3/4 Ton Utility Van Replacement - Trades 2053		30,000		
Vehicles	Vehicle Maintena	Recreation and F	Mini Van Replacement - Trades 2047			25,000	
Vehicles	Vehicle Maintena	Recreation and F	Compact Pickup Replacement - Trades 2086	25,000			
Vehicles	Vehicle Maintena	Recreation and F	1 Ton Utility Van Replacement - Trades 2090		30,000		
Vehicles	Vehicle Maintena	Recreation and F	1 Ton Pickup Replacement - Trades 3024	60,000			
Vehicles	Vehicle Maintena	Recreation and F	3/4 Ton Utility Van Replacement - Trades 2217	30,000			
Vehicles	Vehicle Maintena	Recreation and F	1 Ton Rack Body Truck Replacement - Trades 2507	60,000			
Vehicles	Vehicle Maintena	Recreation and F	3/4 Ton Utility Van Replacement - Trades 2519	25,000			
Vehicles	Vehicle Maintena	Recreation and F	Skidsteer Replacement - Trades 5001	45,000			
Vehicles	Vehicle Maintena	Fire Department	Medcu Ambulance Replacement - Fire				
Vehicles	Vehicle Maintena	Public Works	Fleet Tire Truck Replacement - Public Services 2007	40,000			
Vehicles	Vehicle Maintena	Public Works	1 Ton Rack Truck Replacement - Districting 2505	50,000			
Vehicles	Vehicle Maintena	Recreation and F	Mower Replacement - Parks 7180	60,000			
Vehicles	Vehicle Maintena	Public Works	Fleet Service Truck Replacement - Public Services 2521	30,000			
Vehicles	Vehicle Maintena	Recreation and F	Skidsteer Replacement - PRF Cems 5114				45,000
Vehicles	Vehicle Maintena	Public Works	Replace Solid Waste Forklift 6018	40,000			
Vehicles	Vehicle Maintena	Public Works	Skidsteer Replacement - Districting 5117	45,000			
Vehicles	Vehicle Maintena	Public Works	Wheel Loader - Stock Yard - Public Services 5003	195,000			
Vehicles	Vehicle Maintena	Public Works	Skidsteer Replacement - Districting 5119		45,000		
Vehicles	Vehicle Maintena	Public Works	Mini Holder Replacement - PDD 8109	110,000			
Vehicles	Vehicle Maintena	Public Works	Turf Tractor Replacement - Districting 7010	40,000			
Vehicles	Vehicle Maintena	Recreation and F	Mower Replacement - Parks 7026	95,000			
Vehicles	Vehicle Maintena	Public Works	1/2 Ton Pickup - Public Services Street Openings 2062			27,000	
Vehicles	Vehicle Maintena	Public Works	3/4 Ton Pickup Replacement - Districting 2131		35,000		
Vehicles	Vehicle Maintena	Public Works	Dump Truck Replacement - Winter 3129	165,000			
Vehicles	Vehicle Maintena	Public Works	Dump Truck Replacement - Winter 3203	205,000			
Vehicles	Vehicle Maintena	Public Works	Skidsteer Replacement - PDD 5120			45,000	
Vehicles	Vehicle Maintena	Recreation and F	Smithco Turf RakeReplacement - Cemeteries 1046	40,000			
Vehicles	Vehicle Maintena	Parking / Garages	Replace Parking Enforcement Truck 2167	25,000			
Vehicles	Vehicle Maintena	Parking / Garages	Replace Parking Enforcement Vehicle 2168	25,000			
Vehicles	Vehicle Maintena	Recreation and F	4 WD Utility Tractor w/ Loader Backhoe Replacement - Recreation 7011	60,000			
Vehicles	Vehicle Maintena	Recreation and F	Replace PRF Single Axle Plow 3135		165,000		
Vehicles	Vehicle Maintena	Public Works	Replace SPS Single Axle Dump 3136		165,000		
Vehicles	Vehicle Maintena	Public Works	Replace DPS Single Axle Dump 3134		165,000		
Vehicles	Vehicle Maintena	Public Works	Replace DPS Single Axle Dump 3133	165,000			
Vehicles	Vehicle Maintena	Recreation and F	Replace 11' Mower Parks 7187	70,000			
Vehicles	Vehicle Maintena	Public Works	Replace PDD .5 Ton Pickup 2029	30,000			
Vehicles	Vehicle Maintena	Public Works	Replace JD Gator DPS 8007	15,000			
Vehicles	Vehicle Maintena	Public Works	Replace PDD Toolcat 5005		70,000		
Vehicles	Vehicle Maintena	Fire Department	Replace Engine 31			750,000	
Vehicles	Vehicle Maintena	Fire Department	Replace Ladder 36		1,500,000		
Vehicles	Vehicle Maintena	Recreation and F	Replace Senior Rec Bus 2702	55,000			
Vehicles	Vehicle Maintena	Parking / Garages	Parking Enforcement Vehicle Replacement - 2160			25,000	
Vehicles	Vehicle Maintena	Parking / Garages	Parking Enforcement Truck Replacement -2161			25,000	
Vehicles	Vehicle Maintena	Parking / Garages	Parking Meter Van Replacement - 2171		25,000		
Vehicles	Vehicle Maintena	Parking / Garages	Parking Enforcement Truck Replacement -2176		25,000		
Vehicles	Vehicle Maintena	Fire Department	E311 Replacment	750,000			
Vehicles	Vehicle Maintena	Police Departmen	Replace Evidence Tech Van - - Police		40,000		
Vehicles	Vehicle Maintena	Recreation and F	Replace 1 Ton 4981 - PRF School Maint	60,000			
Vehicles	Vehicle Maintena	Parking / Garages	Parking Division SUV - 1021	20,000			
Vehicles	Vehicle Maintena	Public Works	Electric Car - DPW Engineering - 1031	15,000			
Vehicles	Vehicle Maintena	Public Works	Compact Wheeled Excavator - DPW Districting	125,000			
Vehicles	Vehicle Maintena	Recreation and F	Replace Jeep -PRF-Trades - 1010		27,000		

Vehicles	Vehicle Maintena	Recreation and F	Utility Tractor w/ Attachments - PRF Cems - 7009	30,000			
Vehicles	Vehicle Maintena	Recreation and F	1 Ton Pickup - PRF Cems - 2525		50,000		
Vehicles	Vehicle Maintena	Recreation and F	1 Ton Flatbed - PRF Forestry - 3003	50,000			
Vehicles	Vehicle Maintena	Recreation and F	1/2 Ton Pickup - PRF Parks - 2020		25,000		
Vehicles	Vehicle Maintena	Recreation and F	3/4 Ton Pickup - PRF Parks - 2128			38,000	
Vehicles	Vehicle Maintena	Recreation and F	11' Mower - PRF Parks - 7187		60,000		
Vehicles	Vehicle Maintena	Recreation and F	16' Mower - PRF Ballfields - 7025				100,000
Vehicles	Vehicle Maintena	Recreation and F	Compact Pickup Club Cab - PRF Ballfields - 2099	35,000			
Vehicles	Vehicle Maintena	Recreation and F	Compact Pickup PRF Ballfields - 2097	25,000			
Vehicles	Vehicle Maintena	Recreation and F	1 Ton Pickup - PRF Ballfields - 2223			50,000	
Vehicles	Vehicle Maintena	Recreation and F	Rec Bus - PRF 1st Tee - 2703		65,000		
Vehicles	Vehicle Maintena	Public Works	Loader w/ Gear DPW 5121		205,000		
Vehicles	Vehicle Maintena	Public Works	1/2 Ton Pickup DPW Solid Waste 2172			25,000	
Vehicles	Vehicle Maintena	Public Works	3/4 Ton Utility Truck DPW Traffice 2192	50,000			
Vehicles	Vehicle Maintena	Public Works	1 Ton Utility Truck DPW Traffic 2500	60,000			
Vehicles	Vehicle Maintena	Public Works	3/4 Ton Utility Van - DPW Engineering 2080	30,000			
Vehicles	Vehicle Maintena	Public Works	3/4 Ton Utility Van DPW Engineering 2081	30,000			
Vehicles	Vehicle Maintena	Public Works	Wheel Loader w/ Gear DPW Winter 5007			205,000	
Vehicles	Vehicle Maintena	Public Works	1 Ton Utility Truck DPW Fleet 2151	50,000			
Vehicles	Vehicle Maintena	Public Works	SUV - DPW Safety 1084	30,000			
Vehicles	Vehicle Maintena	Public Works	Jeep - DPW Admin - 1006	30,000			
Vehicles	Vehicle Maintena	Public Works	SUV DPW Admin 1005	30,000			
Vehicles	Vehicle Maintena	Social Services	1/2 Ton Pickup w/ Plow Social Services 2031			30,000	
Vehicles	Vehicle Maintena	Social Services	SUV Social Services 1007	30,000			
Vehicles	Vehicle Maintena	Sewer Fund	SUV DPW Water Resources 1014			27,000	
Vehicles	Vehicle Maintena	Sewer Fund	Toolcat DPW Water Resources 5015			70,000	
Vehicles	Vehicle Maintena	Sewer Fund	Prius DPW Water Resources 1018	30,000			
Vehicles	Vehicle Maintena	Human Resource	Compact Pickup HR Safety		27,000		
Vehicles	Vehicle Maintena	Police Departmen	Minivan - PD 0180		28,000		
Vehicles	Vehicle Maintena	Police Departmen	1/2 Ton Pickup PD Property - 0022	25,000			
Vehicles	Vehicle Maintena	Fire Department	Refurbish Ladder Truck	200,000			
Vehicles	Vehicle Maintena	Fire Department	Purchase Articulated Boom Ladder Truck				1,500,000
Vehicles	Vehicle Maintena	Permitting & Insp	Replace Crown Vic w/ EV - Inspections 1016	15,000			
Vehicles	Vehicle Maintena	Parking / Garages	Replace Electric Car - Parking 1027				15,000
Vehicles	Vehicle Maintena	Planning & Urban	Replace LeSabre w/ Electric Car - Planning 1024	15,000			
Vehicles	Vehicle Maintena	Planning & Urban	Replace Explorer w/ Electric Car - Planning 1079		15,000		
Vehicles	Vehicle Maintena	Public Works	Heavy Wrecker - DPW Fleet 5035	150,000			
Vehicles	Vehicle Maintena	Public Works	1 Ton Service Truck - DPW Fleet Weldshop 3085		60,000		
Vehicles	Vehicle Maintena	Public Works	Electric Car - DPW Engineering 1003	12,000			
Vehicles	Vehicle Maintena	Public Works	3/4 Ton Pickup - DPW PDD 2183	38,000			
Vehicles	Vehicle Maintena	Public Works	3/4 Ton Pickup - DPW PDD 2184	38,000			
Vehicles	Vehicle Maintena	Public Works	3/4 Ton Panel Van - DPW Fleet Parts 2085	25,000			
Vehicles	Vehicle Maintena	Public Works	Single Axle Plow Truck - DPW Winter 3098	165,000			
Vehicles	Vehicle Maintena	Public Works	Single Axle Plow Truck - DPW Winter 3036		165,000		
Vehicles	Vehicle Maintena	Recreation and F	Toolcat - PRF Ballfields 5004		70,000		
Vehicles	Vehicle Maintena	Public Works	Aerial Truck DPW Traffic 2517			150,000	
Vehicles	Vehicle Maintena	Public Works	1/2 Ton Pickup - DPW Solid Waste				30,000
Vehicles	Vehicle Maintena	Public Works	1.5 ton w/ Plow Equip - DPW Winter 3008				75,000
Vehicles	Vehicle Maintena	Recreation and F	3/4 Ton Pickup Truck - PRF Golf 3083		38,000		
Vehicles	Vehicle Maintena	Recreation and F	3/4 ton Pickup - PRF Forestry 2018	38,000			
Vehicles	Vehicle Maintena	Recreation and F	Compact Pickup - PRF Trades 2070	25,000			
Vehicles	Vehicle Maintena	Recreation and F	3/4 ton pickup - PRF Ballfields 2185	38,000			
Vehicles	Vehicle Maintena	Recreation and F	14 passenger van - PRF Recreation/ Homeless Outreach 2704		40,000		
Vehicles	Vehicle Maintena	Recreation and F	Shuttle Bus - PRF Recreation 2194			60,000	
Vehicles	Vehicle Maintena	Recreation and F	1/2 ton Pickup - PRF Trades 2003		30,000		

Vehicles	Vehicle Maintenai	Recreation and F	1/2 Ton Pickup - PRF Trades 2004			30,000		
Vehicles	Vehicle Maintenai	Recreation and F	1/2 Ton Pickup - PRF Forestry Watering - 2005			30,000		
Vehicles	Vehicle Maintenai	Recreation and F	Stumper - PRF Forestry			50,000		
Vehicles	Vehicle Maintenai	Recreation and F	Compact Pickup - PRF Forestry 2091			25,000		
Vehicles	Vehicle Maintenai	Recreation and F	Chip Truck - PRF Forestry 3004			60,000		
Vehicles	Vehicle Maintenai	Recreation and F	3/4 ton van - PRF Trades Expo 2027					30,000
Vehicles	Vehicle Maintenai	Recreation and F	3/4 ton w/ flatbed - PRF Forestry 2065					40,000
Vehicles	Vehicle Maintenai	Recreation and F	1/2 ton pickup PRF Trades 2071					30,000
Vehicles	Vehicle Maintenai	Recreation and F	3/4 Ton Van - PRF Trades 2072					30,000
Vehicles	Vehicle Maintenai	Recreation and F	3/4 ton van - PRF Trades					30,000
Vehicles	Vehicle Maintenai	Recreation and F	Compact Pickup - PRF Trades 2088					25,000
Vehicles	Vehicle Maintenai	Recreation and F	1/2 Ton pickup - PRF Cems 2110					30,000
Vehicles	Vehicle Maintenai	Public Works	1/2 Ton Pickup - DPW Street Open			27,000		
Vehicles	Vehicle Maintenai	Police Departmen	Replace Admin Vehicle - PD				38,000	38,000
Vehicles	Vehicle Maintenai	Police Departmen	Arrest Wagon - PD			80,000		
SUBTOTAL OF REQUESTED PROJECTS BY YEAR				**17,974,545**	**61,866,612**	**31,578,550**	**25,542,615**	**19,547,000**
GOAL - TOTAL CAPITAL IMPROVEMENT PROJECTS				17,975,000	13,500,000	12,000,000	11,500,000	11,000,000
LESS: OTHER FUNDING SOURCES (FY19 & FY20 - $1M OF PPS SURPLUS, $1M OF CITY SURPLUS)				-2,000,000	-2,000,000	-1,000,000	-1,000,000	-1,000,000
LESS: PREVIOUSLY BONDED CIP FUND REALLOCATIONS				-470,000	-300,000	-300,000	-300,000	-300,000
City Manager Recommended Capital Improvement Plan Borrowing for FY19				**15,505,000**				
Target CIP Borrowing Size - FY20 - FY23 - Excluding other funding sources noted above					11,200,000	10,700,000	10,200,000	9,700,000

Memorandum
Planning and Urban Development Department
Planning Division

To: City of Portland Finance Committee

From: Jeff Levine, Planning & Urban Development Director, Caitlin Cameron, Urban Designer

Date: March 28, 2018 (REVISED April 4, 2018)

Re: **Congress Square Redesign Funding**

Meeting Date: Thursday, April 5, 2018

I. Project Background & Status

In 2014, the City agreed to work with the Friends of Congress Square Park in a partnership on the park. The concept was that the City would provide some initial design funds to allow the Friends to raise additional funds for construction, with the final construction budget being split between private and public funds. The Friends are forming a fundraising committee to raise private funds towards the project with a focus on the park spaces and the public art. However, the vast majority of the design funds programmed to date have been from the City. In addition, the Public Art Committee has been programming funds for a major public art installation on site, planning for significant private fundraising to leverage these City funds.

The Congress Square Redesign and Public Art projects are currently in the Design/Development phase, which is fully funded through past CIP budgets. The FY19 CIP budget includes $15,000 to finish the MDOT Preliminary Design Report process, with the understanding that MDOT would cover the construction document phase for the intersection once PDR is completed. The intersection design is being coordinated with the traffic signal project for the area, so that work to construct the intersection can be done in coordination with traffic signal upgrades in 2020.

II. Funds to Date

Public Art Commission

Amount	Source	Use	Status	Expended
$225,000	CIP - Public art allocation	Artist Fee, Public Artwork	Approved	$75,000 under contract
$4,000	CIP - Public art allocation	Consultant RFQ Stipends	Approved	$4,000
$30,000	NEA ArtWorks FY18/19	Public Art Fabrication	Grant received, not disbursed	$0
Total Allocated				**$259,000**
Total City Contribution				**$229,000**

Congress Square Redesign

Amount	Source	Use	Status	Expended
$50,000	CIP FY13	Design Fees	Approved	$50,000
$50,000	Westin Hotel FY13	Design Fees	Approved	$50,000
$35,000	City Manager Discretionary Fund FY14	Design Fees	Approved – through Parks Commission	$35,000
$3,000	Planning Dept FY17	Consultant RFQ Stipends	Approved	$4,000
$7,250	Friends of Congress Square Park- FY 15,FY16	Consultant Stipend, Design Fees	Received	$7,250
$25,000	NEA Our Town FY17	Design Fees	Received	$25,000
$150,000	CIP FY18	Design Development/PDR	Approved, under contract	$125,000 under contract
Total Allocated				**$320,250**
Total City Contribution				**$238,000**

GRAND TOTAL ALLOCATION TO DATE	**$579,250**
GRAND TOTAL CITY CONTRIBUTION TO DATE	**$467,000**

III. Future Steps

The Design Development phase will conclude in FY18. The next steps include:

- Approvals
  - 2018 – City of Portland Site Plan, Historic Preservation, Land Bank Commission, Council
  - 2018/2019 – MDOT PDR, Roadway design approvals for High Street ($15,000 proposed in FY19)
- Construction Documents – Proposed in phases with future year CIP requests:
  - 2019 – Phase I - Intersection ($125,000 estimated cost)
  - 2019/20 – Phase II – PMA plaza ($50,000 estimated cost)
  - 2020 – Phase III – Congress Square Park ($75,000 estimated cost)
  - 2020 – Intersection to coordinate with DPW traffic signal project
  - 2021 or later – Future phases dependent on private fundraising
- Fabrication/Installation of public art
  - 2020 or later – Coordinated with Congress Square Park construction and dependent on private fundraising

To: Brendan O'Connell, Finance Director
From: Chris Branch, P.E. Public Works Director
Date: April 2, 2018
Re: Congress Square

At the Finance Committee Meeting on March 21, 2018, a question was raised about the process to receive MDOT funding to help with the cost of the Congress Square intersection improvements. As stated at that meeting, the City has met with MDOT Commissioner Bernhardt and he said the first step was to get the project to the Preliminary Design Report (PDR) level. The MDOT will then review it to insure that the project meets the criteria to be considered for funding. In discussions with Jeff Levine, Planning Director, he indicated that the project was at the 50% design level. He said he would contact the consultant about the work needed and the cost to get the project to the 60% design level and meet the other requirements for a PDR. The consultant indicated the cost at $40,000. Jeff said there was $25,000 remaining in previously approved funds, so we needed $15,000 to fund the work. This resulted in the request by staff for $15,000 in the FY 19 CIP to get the project to a point where a PDR can be reviewed by the MDOT. The PDR process is discussed as follows:

"The MDOT requires that any transportation project that is a Local Project Administration (LPA) or a MDOT/Federal Highway (FHWA) funded project go through the Preliminary Design Report procedures (PDR).
The PDR has several components that have to be followed, in a specific order, recorded, properly and communicated to the MDOT.
Not following the procedures will cause the MDOT to stop any funding and make the municipality responsible for paying back any state or federal funds already received.
The steps for a Project from concept to completion include:
Approval by MDOT, Consultant Selection, Project Design, Submittal of PDR, Right of Way, Compliance of State & Federal Laws, Utility Coordination, Advertising & Awarding Contract, Construction Administration & Documentation.

The PDR must include documentation of the following: Planning, Traffic, Design Criteria, Design Summary, Pavement Structure, Complete Streets Compliance, ADA Compliance, Environmental Permits/ Issues, Right of Way Coordination, Utility Impacts/Issues, Geotechnical Coordination, Public process, M&O Issues, Construction Schedule, TAME Results, Budget, Summary of Preliminary Engineering, Draft PDR Comments & Responses, Approvals.

Again not properly completing the PDR is cause for the funding for project to be ended."

Questions or if you need additional information let me know.

TO: Members of the Finance Committee, Jon Jennings, City Manager;
FROM: Brendan T. O'Connell, Director of Finance
DATE: March 22, 2018
RE: City of Portland – Fund Balance Status Report and Recommended Usage

Executive Summary

As part of the FY19 Capital Improvement Plan the City Manager is recommending usage of approximately $3M of surplus unassigned fund balance to remain in compliance with the City of Portland Fund Balance Policy, to help address the backlog of capital maintenance in the City, and to ease the tax burden within the FY19 operating budget and beyond. This usage of surplus fund balance will keep the City in compliance with the City Fund Balance Policy goal of 12.5% of expenditures. The recommended usage of fund balance will also give the City and the School Department the flexibility to complete $2M of critical capital improvement projects in FY19 without adding any debt service to the operating budget or tax levy. Finally, the recommended usage of unassigned fund balance will take a tremendous burden out of the FY19 operating budget, by eliminating $1M of expenditure related to the City wide revaluation.

Additional Background

Chapter 2 of the City Code *Administration* notes that it is the duty of the Finance Director to act to promote, secure and preserve the financial and property interests of the City. Among these required duties are keeping the books and records of the City including financial condition, transmitting financial statements to the City Manager, and exercising general supervision over all officers of the City regarding the proper management of the fiscal concerns of their respective offices. Several fiscal policies have been developed and implemented by the Finance Director to assist in the compliance of those duties as outlined in City Code. The Fund Balance Policy is one of the most important of those policies. Our Fund Balance policy notes "It is the goal of the City to achieve and maintain an unassigned General Fund balance equal to 12.5% of expenditures." At the end of FY16, the City had approximately $36.6M of unassigned fund balance, or approximately 12.7% of expenditures.

Based on FY17 results, combined with expenditure projections for the coming fiscal year, it is anticipated than an unassigned fund balance of $38.3M will be required to maintain our 12.5% fund balance policy in the coming fiscal year. As of June 30, 2017 the unassigned fund balance is at $41.4M, leaving the City with just under a $3M surplus above the recommended 12.5% threshold. The City Manager has recommended usage of this surplus fund balance for two purposes. First, to fund $2M of capital improvement projects which would have otherwise been funded with general obligation bonds (and thus triggering 20 years of debt service payments in the operating budget going forward, an estimated savings of approximately $150,000 per year). Of these projects, $1M would be City projects and $1M would be School

Department projects, or a savings of $75,000 in each. Second, the City Manager is recommending to use approximately $1.05M of surplus fund balance to pay for one time expenditures related to the required City wide revaluation. If this expenditure is not funded with via usage of excess fund balance, the City would be required to add this amount to the FY19 operating budget, which would increase the tax levy by $0.14.

CITY OF PORTLAND					
UNASSIGNED FUND BALANCE BY FISCAL YEAR					
BUDGETARY BASIS	2018	2017	2016	2015	2014
General Fund Balance		-			
Unassigned	41,416,433	$ 36,599,104	$ 33,642,720	$ 34,414,158	$ 33,107,652
Assigned		-			
Fund Balance Available	**$ 41,416,433**	**$ 36,599,104**	**$ 33,642,720**	**$ 34,414,158**	**$ 33,107,652**
Expenditures (FY19 est, FY14-18 actuals)					
General Fund	197,825,155	$ 186,271,885	$ 178,524,521	$ 176,355,473	$ 170,809,990
School Department	110,507,276	103,602,884	102,776,657	101,592,669	98,275,361
Less: Excluded Debt Service[1]	(1,464,594)	(1,754,848)	(1,812,819)	(1,848,452)	(1,885,180)
Total Expenditures	**$ 306,867,836**	**$ 288,119,921**	**$ 279,488,359**	**$ 276,099,690**	**$ 267,200,171**
Fund Balance Percentage	**13.5%**	**12.7%**	**12.0%**	**12.5%**	**12.4%**
Unassigned Fund Balance	$ 41,416,433	$ 36,599,104	$ 33,642,720	$ 34,414,158	$ 33,107,652
Fund Balance Policy - 12.5%	(38,358,479)	(36,014,990)	(34,936,045)	(34,512,461)	(33,400,021)
Fund Balance to be Expended (Restored) to Comply with Policy	$ 3,057,954	$ 584,114	$ (1,293,325)	$ (98,303)	$ (292,369)
Recommended Excess Fund Balance Usage:					
FY19 CIP - City Fund Balance	($1,000,000)				
FY19 CIP - PPS Fund Balance	($1,000,000)				
FY19 / FY20 Revaluation	($1,055,000)				
Subtotal	**($3,055,000)**				
Total Fund Balance after Recommendations	**$ 38,361,433**				
Fund Balance % after Recommendations	**12.5%**				
Note: 2014 through 2017 represent actual expenditures, 2018 represents estimates					

Note 2: The City portion of the unassigned Fund Balance is $37.6M and the School portion of the unassigned fund balance is $3.8M

Maine Revised Statutes on School Fund Balance and Implications for FY18 PPS Funding

Maine State Law, Title 20-A, MRS section 15689-B (6) states that:

"Notwithstanding any other law, general operating fund balances at the end of a school administrative unit's fiscal year must be carried forward to meet the unit's needs in the next year or over a period not to exceed 3 years. Unallocated balances in excess of 3% of the previous fiscal year's school budget must be used to reduce the state and local share of the total allocation for the purpose of computing state subsidy. School boards may carry forward

unallocated balances in excess of 3% of the previous year's school budget and disburse these funds in the next year or over a period not to exceed 3 years. For fiscal years 2008-09, 2009-10, 2010-11, 2011-12, 2012-13, 2013-14 and 2014-15 only, the carry-forward of a school administrative unit's unallocated balances is not limited to 3% of the previous fiscal year's school budget."

20-A M.R.S. section 15004 states: "The unexpended balance of all money raised by a school administrative unit, received from the State for general-purpose aid for for other educational programs; from the Federal Government directly or from the Federal Government through the State; from tuition payments made by other units, the State, or by individuals; and other receipts for school purposes shall be carried forward and credited to the unit for educational programs for the ensuing year."

20-A M.R.S. section 15689-B(5) states: "Notwithstanding any other law, money allocated for school purposes may be expended only for school purposes."

20-A M.R.S. section 6052 establishes the requirements for the annual audit of School Department funds.

The intent of these laws is to ensure that public funds raised for education, including those provided by the State, are used for that purpose and are subject to independent audit, and additionally that school administrative units do not accumulate fund balances in excess of a reasonable amount without consideration for tax relief. The calculation of amounts that are covered by the 3% unallocated balance limitation would not include School Reserve funds, Adult Education funds, or Food Service funds.

In 2016, the Portland Public School Department established a School Reserve due to the 20-A requirements. A school capital reserve was established and was later appropriated for usage within the capital improvement plan. This action saved the district approximately $150,000 in annual debt service cost within the next 20 annual operating budgets.

In FY18, the School Department is expected to receive excess revenue from the State of Maine in their educational subsidy of approximately $1M. Until the fiscal year is complete, it is uncertain as to whether this additional $1M could potentially conflict with the M.R.S. regarding carry forward balances. At year end, any excess revenues above expenditures would simply flow into general fund balance, and could later be placed into a school capital reserve if necessary. Every $1M of potential school capital reserve utilized in place of general obligation debt generates approximately $75,000 in annual budget savings for the next 20 years.

Portland, Maine — Yes. Life's good here.

Executive Department
Jon P. Jennings, City Manager

To: Members of the Finance Committee
From: Jon P. Jennings – City Manager
Re: Recommended Amendment to the FY19 Capital Improvement Plan
Date: April 11th, 2017

CC: Brendan T. O'Connell, Finance Director, Chris Branch, Public Works Director

---

During recent discussions with the Finance Committee members questions and concerns have been raised about the several FY19 Capital Improvement Plan Projects. Four projects in particular have received the most significant attention:

- Hadlock Field LED Lighting
- Ocean Avenue Landfill Project (faster completion of all required remediation)
- Sidewalk and ADA Accessibility (increased funding)
- Stroudwater Dam Restoration (addition of project into the FY19 CIP)

Based on a number of still uncertain items surrounding the Hadlock Field LED Lighting project I am recommending we remove the $550,000 funding allocation from the FY19 CIP. Removing the project from the current year CIP will provide staff with more time to determine whether there is any remaining useful life on the existing lights beyond 2019 and allow exploration of potential options for cost sharing on the project. As staff has noted the lights are expected to last through 2018 and even if the project were approved this month installation would not begin until after the current season.

In place of the $550,000 Hadlock Field LED Lighting project I am requesting a formal amendment to my FY19 Recommended CIP funding to instead fund the following three projects:

- $290,000 of additional funding for remediation work at the Ocean Avenue Landfill
- $200,000 to fully fund the FY19 CIP sidewalks request from Department of Public Works
- $60,000 to fund the top priority items per the 2012 Stroudwater Dam study

Additional detail on each of the recommended projects is included below.

Ocean Avenue Landfill
Last fall, the City's contractors regraded approximately 4.5 acres of the landfill on which our new solar array will be placed. This project included ensuring a positive grade to encourage storm water to flow off the site and ensuring an adequate depth of cover over the landfilled waste. During this work, the contractor also installed gas vents to mitigate concerns about several pockets of landfill gas discovered during testing. The DEP has indicated that this work needed to be done before the array could be installed.

Since that time staff has worked with the DEP on a draft permit for construction of the array. The current draft indicates that construction of the array may proceed but, as condition of approval, requires the City to continue to ensure that the other sections of the landfill have adequate depth of cover and adequate slope. Work to meet this requirement would occur outside the footprint of the solar array and would not interfere with its installation and operation. The current CIP has $500,000 of funding appropriated to fully complete work within the footprint of the solar array and begin remediation work outside of the footprint of the solar array. This additional $290,000 would be used exclusively outside of the footprint of the solar array and would help ensure the City stays on track to meet the DEP's full remediation deadlines.

Sidewalk Rehabilitation and ADA Accessibility
In their FY19 CIP request, the Department of Public Works requested $700,000 of funding for sidewalk rehabilitation and accessibility improvements. Due to the immense amount of funding need throughout the City my initial recommendation included a recommended funding of only $500,000 for FY19. The additional $200,000 would restore this funding to the fully requested amount in line with guidance I have received from Committee members. The funding would also assist in the work we know will be required once the City completes our ADA study which is currently underway with Tindale-Oliver, an outside vendor with expertise in transportation, community planning and design, transit, and ADA accessibility.

Stroudwater Dam Repairs
Back in 2012 the City commissioned a study of the Stroudwater Dam and determined there were a number of items that needed to be dealt with immediately. Due to lingering questions about ownership and the City's obligation to maintain the dam, none of those items have been dealt with. Upon receiving guidance from several City Councilors, most notably District 3 Councilor Brian Batson, I am recommending that we now move forward with $60,000 of the top priority repairs at the dam. This includes reduction and elimination of leakage by sealing the upstream face of the dam, repairing holes in multiple areas of the dam, removing vegetation between the rocks in the walls of the dam, installing a trash gate and filling sink holes. Although this work was recommended at a cost of $50,000 back in 2012, upon consultation with our Director of Public Works Chris Branch, we have included a cost escalator in the original estimate.

I have discussed these recommendations with our Director of Finance Brendan O'Connell and these will not increase the overall amount of bonding for FY19. Staff will be on hand at the April 11th Finance Committee meeting to address these amendments and answer any questions.

Amendment to FY'19 CIP
Councilor Brian Batson

STROUDWATER DAM REPAIRS

Amendment

In 2012, the City commissioned a study of the Stroudwater Dam and determined that there were a number of items that needed to be dealt with immediately. Almost six years later, none of them have been completed. This amendment allocates $50,000 in FY'19 to achieve the top priority items from the report and $40,000 in FY'20 to achieve the second priority items.

Project Description

To shore up the Stroudwater Dam by doing the following "Top priority" items, in FY'19 and '20, as outlined in the "Existing Condition Evaluation" done for the City of Portland by Summit Geoengineering Services in 2012 (report attached). FY'19 priorities are:

A. Reduce/eliminate the leakage through the face of the dam by sealing upstream face of the dam to seal all cracks.
B. Repair the holes in the vertical face of the parapet on the right side of the gate and on the left hand sluiceway wall on the upstream side of the gate.
C. Remove all vegetation between the rocks in the walls of the downstream face of structure.
D. Install trash rack upstream of gate at the approximate location shown in 2012 Report (attached).
E. Fill sink holes in the lawn area on the land side of LH training wall.

5 Year Cost Summary

Planning	Land	Construction	Equipment	Est Total Cost
$15,000	$0	$75,000	$0	$90,000

Funding Source

Year	Other Funding	Requested Funding	City Mngr Recommended	Funding Type	Approved
2019		$50,000			
2020		$40,000			
2021					
2022					
2023					
Total		$90,000			

Other Funding Source Description N/A

Operating Budget Impact Based on 1 cent being added to the mill rate for every million dollars borrowed, this addition to the FY'19 CIP will add approximately 10 cents to the annual tax bill of an average home of $240,000, if there is no offsetting decrease in borrowing.

SUMMIT
GEOENGINEERING SERVICES

Existing Condition Evaluation

Stroudwater Dam
Westbrook Street
Portland, Maine

Prepared for:

City of Portland

Prepared by:

Summit Geoengineering Services, Inc.
Project #11294
November 2012

640 Main Street, Lewiston, Maine 04240, (207) 576-3313
434 Cony Road, Augusta, Maine 04330, (207) 318-7761

SUMMIT
GEOENGINEERING SERVICES

November 12, 2012
SGS #11294

David Margolis-Pineo
Deputy City Engineer
Department of Public Services
55 Portland St.
Portland, ME 04101

Reference: Evaluation of Existing Conditions, Stroudwater Dam
Portland, Maine

Dear Dave;

The following report contains a summary of our recommended maintenance and repair for the Stroundwater Dam. Our recommendations are based on an inspection of the Dam on July 16, 2012. The following report presents a summary of our inspections and recommendations for maintenance and repairs along with the estimated costs for each item.

Section 1
Introduction

Summit Geoengineering Services, Inc. (SGS) is contracted by the City of Portland to evaluate the condition of the Stroudwater Dam, located at the mouth of the Stroudwater River. The main purpose of our work is to assess the overall condition of the dam and provide recommendations for maintenance and repair.

Our scope of services authorized by the City includes the following tasks.

- With assistance from the City, review available historic information on the dam, particularly in connection with repairs or restoration of the existing structures.

- Make 2 site visits to observe the (a) existing conditions of the upstream side of the dam after drawdown and (b) downstream conditions of the dam during recharge of the impoundment. We understand that drawdown and recharge will be coordinated and performed by the City.

- Prepare a report of the existing conditions noting any deficiencies and their potential impact on the stability and operation of the dam. The report will include generalized repair/renovation recommendations and approximate cost estimates.

Our scope of services did not include a stability analysis of the Dam. Reference is made to the "Final Report, Stroudwater River Dam, City of Portland, Maine" published by S.E.A. Consultants in November 1986. This report contains information on the condition of the Dam at that time and the results of a stability analysis of the Dam. The results of the stability analysis indicate that the structure meets all applicable safety factors. No conditions were identified in our inspections which we believe would change the conditions used in the stability analyses.

Section 2
Dam History

The Stroudwater Dam was constructed around 1850 in conjunction with a grist mill. The construction appears to consist of partially mortared rocks of various shapes and sizes. The upstream face has been covered with shotcrete and the downstream face consists of exposed rocks. In the late 19th century the dam was raised to widen the stream to produce ice. The main portion of the dam is approximately 75 feet long and 15 feet to 75 feet wide. A stone arch sluiceway with a steel gate is located on the left hand side of the main structure. Water enters the gate via a mortared rock block training wall. The entire base of the dam and both abutments are constructed on bedrock.

The Dam is aesthetic and no longer has a useful function. We understand that it is part of the Stroudwater National Historic Register District. The Dam was deeded to the City by Ralph A. Leavitt in 1944. This deed contains a provision that the dam and its foundation need to be maintained to a satisfactory condition by the City of Portland

We understand the repairs to the Dam have been made, including shotcreting of the upstream face of the dam and mortaring of some of the stone work along the downstream face. The inside face of the sluiceway downstream of the gate was shotcreted. An evaluation of the dam was made by Geotechnical Engineers, Inc. of Concord New Hampshire in 1986. In the final report GEI recommended a series of maintenance items including repair of damage to the upstream face, replacement of displaced stones, repair and re-pointing of cracked, spalling, or missing mortar between stones, removal of brush and debris, repair of erosion along the left abutment, and constructing new wing walls perpendicular to the left hand training wall. It is not clear whether all these tasks were done. It was reported to us that the ground surface on the left hand side of the left hand training wall was raised to reduce the frequency of over-topping.

Section 3
Summary of Inspection

An inspection of the Dam was made on July 16, 2012 by Summit Geoengineering Services. The Dam was initially observed during full flow with the gate closed. Up to 6 inches of water was flowing over the dam. The gate was then opened and the reservoir lowered down to the upstream base of the dam. The following conditions were observed (refer to Figure 1 in Appendix A and the photographs in Appendix B).

3.1 Downstream Face

A. The downstream face of the dam is composed of partially to moderately mortared laid-up rocks of various sizes, generally becoming smaller going upward toward the crest. The smaller rocks at the top may have been placed when the Dam was raised. The face of the dam is nearly vertical, with a very slight batter back toward the impoundment (photo #1).

B. Grass and weeds are growing at several locations in the rock face, especially adjacent to the spillway (photo #2).

C. There was water seeping through the face of the dam at various locations (see Figure 1) when the impoundment was full. Flow rates were variable, ranging from less than 5 gallons per minute up to 30 gallons per minute.

D. There is a gap at the base of the dam on the left hand side looking upstream at the face (photo #3). No water appeared to be flowing downstream through the gap.

E. All leakage through the downstream face of the main portion of the dam stopped when the reservoir was lowered to below the upper longitudinal crack on the upstream face of the dam as shown on photo #4.

3.2 Upstream Face

A. There are several longitudinal cracks in the shotcrete facing (photo #4 and #5). The cracks appear to be formed along lines of joints in the shotcrete or discontinuities in the shotcrete reinforcing. The shotcrete has worn away along some portions of the cracks (photo #6). This may be a result of freeze thaw or icing action.

B. There is a gap at the intersection of the left hand side of the upstream dam face and the outside of the right spillway training wall (photo #7). This gap appears to be contributing to the leakage at the base of the right hand downstream training wall (photo #9).

3.3 Spillway and Gate

A. There was water seepage beneath the spillway gate and at the base of the right side wall downstream of the gate (photo #9). The leakage through the gate is due to the damage it suffered when hit by a log (event reported to Summit by City personnel). The leakage at the base of the right hand wall is from leakage through the crack in the vertical face of the dam on the left hand side of the gate (item D below).

B. The gate was operated by a hand crank (photo #2). The crank appeared to be effective but slow and labor intensive in opening the gate. The gate appeared to open smoothly without sticking.

C. There is some scour beneath the left training wall immediately upstream from the gate (photo #10).

D. There is a hole in the upstream vertical face of the right spillway training wall just right of the gate (photo #11). These holes are contributing to the leakage through the downstream face adjacent to the sluiceway.

E. There are cracks on the left side upstream spillway wall adjacent to the gate caused by rocks protruding through the shotcrete covering (photo #12), possibly by frost or ice action. These cracks are likely contributing to the leakage noted on the downstream face on the right side of the sluiceway (looking upstream).

Section 4
Recommended Maintenance, Repair, and Cost Estimates

Below is a brief description of the recommended maintenance and repairs we recommend be completed. These recommendations are not intended to significantly improve the Dam but are intended to restore the dam to good working condition. We have separated the maintenance and repairs into two categories based on priority. We recommend that the First Priority maintenance and repairs be undertaken in the next year and the second priority maintenance and repairs be undertaken within the next two years. Please refer to Figure 2 in Appendix A.

The cost estimates below are order of magnitude due to the fact that the maintenance and repair recommendations are generalized. Engineering analyses and evaluations required to identify the most economical materials and prepare specific designs and specifications were beyond the scope of this phase of our work.

4.1 First Priority

A. Shotcrete upstream face of the dam to seal all cracks. This will reduce or eliminate the leakage through the face. ($13,000 to $15,000).

B. Repair the holes in the vertical face of the parapet on the right side of the gate and on the left hand sluiceway wall on the upstream side of the gate (photo #11). ($1,000 to $3,000)

C. Remove all vegetation from downstream face of structure (between rocks in all walls). ($1,000 to $3,000).

D. Install trash rack upstream of gate at the approximate location shown on Figure 2. ($13,000 to $15,000).

E. Fill sink holes in the lawn area on the land side of LH training wall, especially adjacent to the training wall. ($2,000 to $4,000)

The cost estimate for the First Priority items is $30,000 to $40,000.

4.2 Second Priority

A. Shotcrete training walls immediately upstream of the gate. ($6,000 to $8,000)

B. Replace seal at base of gate and repair or replace gate frame. ($4,000 to $7,000)

C. Repair existing or install new electric gate operator. ($2,000 to $5,000)

D. Line bottom of spillway upstream of gate with rip rap, concrete, or shotcrete. ($3,000 to $5,000)

The cost estimate for the Second Priority items is $15,000 to $25,000.

We recommend that a budget of $10,000 to $15,000 be carried for engineering designs and preparation of bid documents of the repairs recommended above.

We appreciate assisting you with this phase of the project. If there are any questions please do not hesitate to contact me.

Respectfully Submitted
Summit Geoengineering Services, Inc.

William M. Peterlein, P.E.
President & Principal Engineer



APPENDIX A

FIGURES

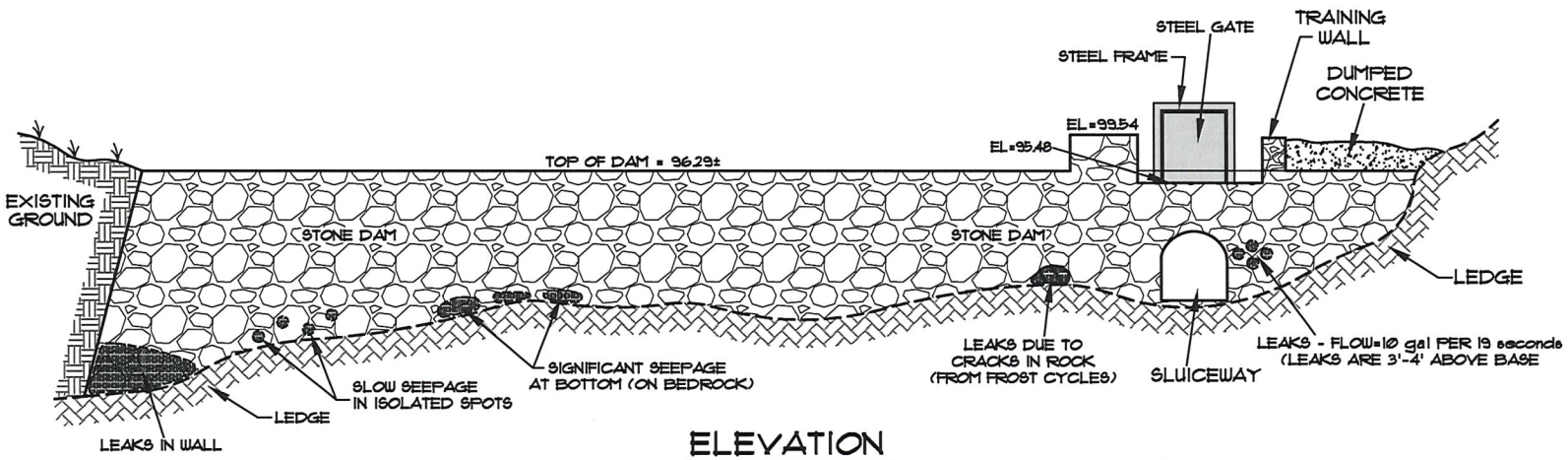

ELEVATION

SCALE: 1" = 10'

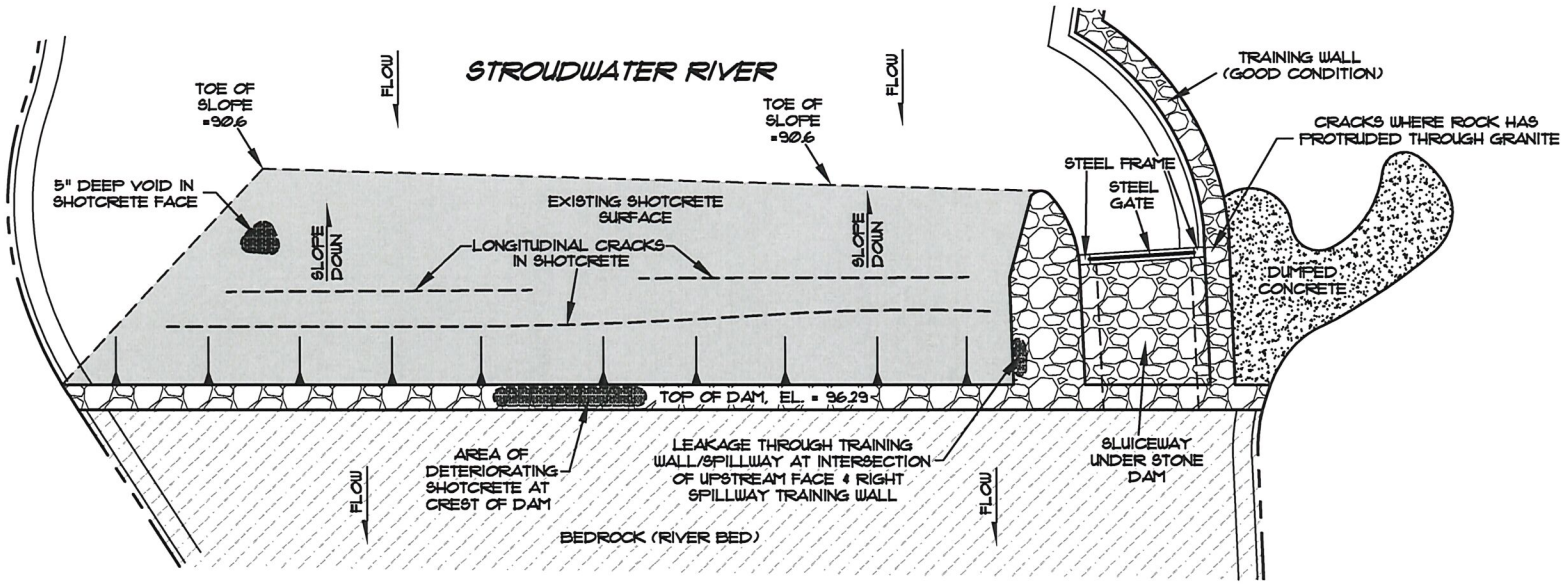

PLAN VIEW

SCALE: 1" = 10'

PROJECT: STROUDWATER DAM
WESTBROOK STREET - PORTLAND, MAINE

CLIENT: CITY OF PORTLAND

TITLE: SITE PLAN

SCALE: AS NOTED | DRAWN BY: KRF

DATE: SEPTEMBER 2012 | APPR. BY: WAP

Tel: (207) 576-3515
summitgeoeng.com
640 Main Street
Lewiston, Maine 04240
SUMMIT
GEOENGINEERING SERVICES

PROJECT#: 11294

FIGURE: 1

4/3/2018

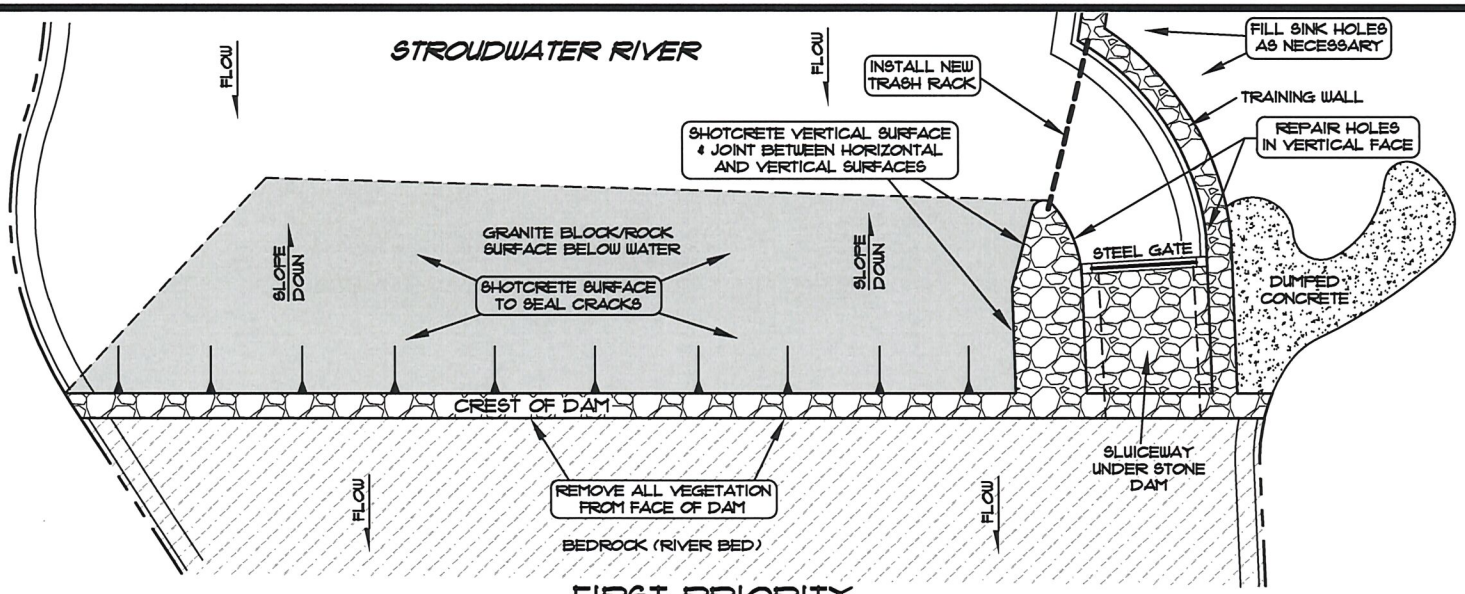

FIRST PRIORITY

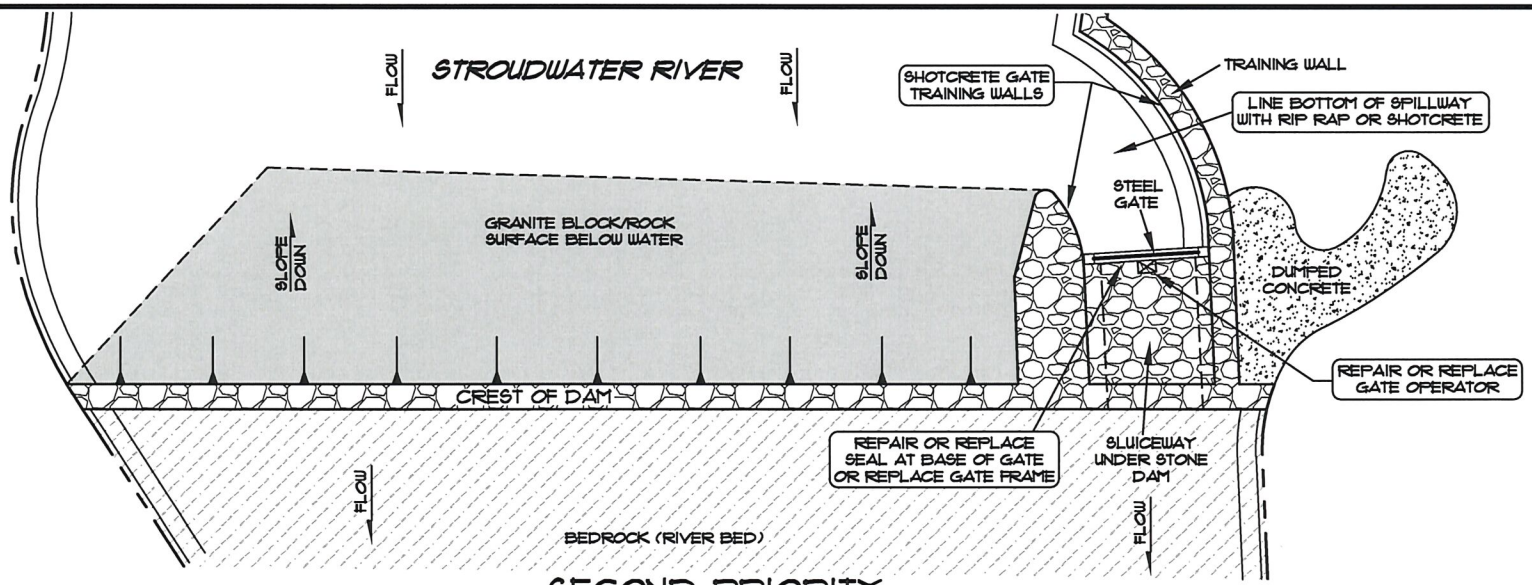

SECOND PRIORITY

PROJECT: STROUDWATER DAM
WESTBROOK STREET - PORTLAND, MAINE

CLIENT: CITY OF PORTLAND

TITLE: RECOMMENDED MAINTENANCE & REPAIR

SCALE: 1" = 10'±

DRAWN BY: KRF

DATE: NOVEMBER 8, 2012

APPR. BY: WAP

640 Main Street
Lewiston, Maine 04240
Tel: (207) 516-3313
summitgeoeng.com
SUMMIT
GEOENGINEERING SERVICES

PROJECT#: 11294

FIGURE: 2

APPENDIX B

PHOTOGRPAHS

SUMMIT
GEOENGINEERING SERVICES

PHOTOGRAPHIC LOG

Client Name:	**Project No.**
Stroudwater Dam, Portland, Maine	11294

Photo No. 1

Date: 7-16-2012

Site Location:

Description:

Downstream face of Dam after reservoir was lowered.

Photo No. 2

Date: 7-16-2012

Site Location:

Description:

Looking upstream at the downstream side of the sluiceway and gate.



SUMMIT
GEOENGINEERING SERVICES

PHOTOGRAPHIC LOG

Client Name:	**Project No.**
Stroudwater Dam, Portland, Maine	11294

Photo No. 3

Date: 7-16-2012

Site Location:

Description:

Gap in base of Dam on left hand side looking upstream. There does not appear to be flow through the Dam at this location.

Photo No. 4

Date: 7-16-2012

Site Location:

Description:

Upper longitudinal crack contributing to the majority of leakage through the downstream face.

SUMMIT
GEOENGINEERING SERVICES

PHOTOGRAPHIC LOG

Client Name:	**Project No.**
Stroudwater Dam, Portland, Maine	11294

Photo No. 5

Date: 7-16-2012

Site Location:

Description:

Various longitudinal cracks and joints in upstream face of Dam.



Photo No. 6

Date: 7-16-2012

Site Location:

Description:

Area where shotcrete has worn – possible frost or ice action.

SUMMIT
GEOENGINEERING SERVICES

PHOTOGRAPHIC LOG

Project Name:	**Project No.**
Stroudwater Dam, Portland, Maine	11294

Photo No. 7

Date: 7-16-2012

Site Location:

Description:

Gap at joint between upstream face and outside of right hand training wall.



Photo No. 8

Date: 7-16-2012

Site Location:

Description:

Emlarged photograph of the crack in #7 above.

SUMMIT
GEOENGINEERING SERVICES

PHOTOGRAPHIC LOG

Project Name:	Project No.
Stroudwater Dam, Portland, Maine	11294

Photo No. 9

Date: 7-16-2012

Site Location:

Description:

Leak under right hand sidewall of sluiceway below the gate.

Photo No. 10

Date: 7-16-2012

Site Location:

Description:

Minor scour beneath the left hand training wall upstream of gate.



SUMMIT
GEOENGINEERING SERVICES

PHOTOGRAPHIC LOG

Project Name:	**Project No.**
Stroudwater Dam, Portland, Maine	11294

Photo No. 11

Date: 7-16-2012

Site Location:

Description:

Holes in training walls upstream of gate contributing to leakage through the downstream face adjacent to the sluiceway.

Photo No. 12

Date:

Site Location:

Description:

Cracks in shotcrete from rocks protruding through the shotcrete surface – possibly exacerbated by frost action.



Amendment to CIP
Mayor Ethan Strimling

SHIFT GATEWAY SIDEWALK RESTORATION TO CITY SIDEWALK REHABILITATION FUND

Amendment

In the FY'19 CIP there is $100,000 to fix the sidewalk at Ocean Gateway. While this sidewalk could certainly use upgrading for the tourists who use it, many of our sidewalks around the city, used mostly by residents, and especially those used by residents in wheelchairs, are in desperate need of upgrading. This amendment would shift the $100,000 dedicated to upgrade Ocean Gateway and put it into our Sidewalk Rehabilitation/Accessibility fund, which is currently being recommended $200,000 below request.

Project Description

A. Use funds from the Ocean Gateway Sidewalk project and put the funds into our Sidewalk Rehabilitation/Accessibility fund which is used to make sidewalks throughout the city safer, more user friendly and ADA compliant.

5 Year Cost Summary

Planning	Land	Construction	Equipment	Est Total Cost
$0	$0	$100,000	$0	$100,000

Funding Source

Year	Other Funding	Requested Funding	City Mngr Recommended	Funding Type	Approved
2019					
2020		$100,000			
2021					
2022					
2023					
Total		$100,000			

Other Funding Source Description N/A

Operating Budget Impact Revenue neutral from the current CIP recommended budget.

Amendment to CIP
Mayor Ethan Strimling

LONGFELLOW PARK ADA IMPROVEMENTS

Amendment

According to a 2016 report from the city (see attached), Longfellow Park is in need of ADA accessibility upgrades. Additionally, Longfellow is the closest park to a senior center a couple of hundred yards away and these upgrades will allow the park to be better utilized by their residents. The below upgrades were mostly outlined in the 2016 city report, however, a few additional additional enhancements have been added including re-installing electricity, installing a spigot for watering plants, and installing low-level lights as many other parks around the city have. These were part of a request submitted to Parks through the online CIP process.

Project Description

1. Widen all sidewalks to 60" to allow wheelchair and side walker, or a bicycle to pass a chair.
2. Install 60" turning around spaces every 200 feet.
3. Install wheelchair areas on one side of each bench, enabling occupants to sit next to family.
4. Install a circular shaped plaza 8 feet diameter in the center of the crossing paths.
5. Install interior park lamps to illuminate the crisscrossing path center plaza and four benches.
6. Re-install electricity for community use.
7. Install water for plantings.

5 Year Cost Summary

Planning	Land	Construction	Equipment	Est Total Cost
$0	$0	$25,000*	$0	$25,000

Funding Source

Year	Other Funding	Requested Funding	City Mngr Recommended	Funding Type	Approved
2019		$25,000			
2020					
2021					
2022					
2023					
Total		$25,000			

Other Funding Source Description N/A

Operating Budget Impact Based on 1 cent being added to the mill rate for every million dollars borrowed, this addition to the FY'19 CIP will add approximately 6 cents to the annual tax bill of an average home of $240,000, if there is no offsetting decrease in borrowing.
*Estimate

Longfellow Park

A park sidewalk, path and amenities assessment, with ADA Accessibility Evaluation and possible recommendations

Submitted by: Ethan Owens CPSI – Recreation Department

eowens@portlandmaine.gov

Longfellow Park

Park sidewalk and path assessment & ADA Accessibility Evaluation with recommendations

Summary; Overall the triangular shaped park is in good condition. There is a good selection of healthy trees that provide a large canopy for much of the park. All three sides have a sidewalk (two old asphalt & 1 newer brick- 2005) with an X pattern of asphalt paths crisscrossing almost in the middle of the park. The three corners have tip downs that would meet ADA requirements, but only one has a "Detectable Warning" plate and is the newer prefab style that has raised bumps (Installed 2012). Crisscrossing paths are of the same era/shape as the sidewalks. Even with the sizable tree canopy the turf grass appears to be in good shape with several mulch beds and two raised planters which are in good shape.

Park Sidewalk 1; Oakdale/Noyes to Oakdale/Longfellow Street (175' long by 48" wide) - Installed in 2005, the brick sidewalk is in very good shape with properly sloped tip down on each end and no variations in the grade, slope or surface. Does not need replacing.

Park Sidewalk 2; Longfellow/Oakdale to Longfellow/Noyes (275' long by 33 – 38" wide) – Old asphalt sidewalk with newer then original tip downs on either end. Cross slope and grade are ok. Varies in width with areas of uneveness, root disruption and repaired areas lower then grade.

Recommendations would be to replace the sidewalk. The entire distance is without a 60" turning around space which should be every 200'. Sidewalk should be replaced at a minimum of 48" (60" will allow a chair and sidewalker, or a bicycle to pass a chair) width Brick,concrete or Hot top and 60" turn arounds.

Park Sidewalk 3; Noyes/Longfellow to Noyes/Oakdale (215' long by 34 – 39" wide) – Similar in age and condition as sidewalk #2. Recommendations are the same as #2, should be replaced at a minimum of 48" (60" will allow a chair and sidewalker, or a bicycle to pass a chair) width Brick,concrete or Hot top and 60" turn arounds.

Crisscrossing Paths; Vary in width but average 39" and run Noyes to Lonfellow/Oakdale 175' and Noyes/Oakdale to Longfellow 125'. Variations in the eveness of the these paths mirror sidewalk issues. Paths go by 4 benches, all in good shape and on cement pads.

Recommned Replacing paths with Brick, concrete or hottop to minimum 48" (5' would be better) and add wheel chair rest areas on 1 side of the 4 benches, giving the chair occupant and oppurtunity to sit next to friends/family. Add a circular shaped plaza 6' diameter in the center of the crossing paths to allow for bike, dog walker or two chairs to pass each other. Where path meets the sidewalks, ensure a 60" radius to turning or resting.

Longfellow Park

Amendment to CIP
Mayor Ethan Strimling

RIVERTON ELEMENTARY PLAYGROUND REPLACEMENT

Amendment

In January of 2016, a study was completed of Portland's Parks and Riverton Playground was determined to be the most in need for our elementary schools. That report detailed that the work on the playground should be done in the FY'17 CIP (Full report can be found at the link above, however I have attached the pertinent pages to this amendment). That year the request was pushed to FY'19 and it was placed there for the two subsequent 5-year CIP's and passed by the Council. This year, it was postponed again to FY'20. This amendment shifts the playground repairs back into the FY'19 CIP where they were slated to occur after the initial delay.

Project Description

A. Demolition - disposal - grade restoration and prep ($9,500)
B. On Site drainage improvements ($7,500)
C. ADA site access improvements, school to playground access ($27,500)
D. Playground Fencing ($19,500)
E. Playground and safety surfacing ($186,000)

5 Year Cost Summary

Planning	Land	Construction	Equipment	Est Total Cost
$0	$0	$0	$250,000	$250,000

Funding Source

Year	Other Funding	Requested Funding	City Mngr Recommended	Funding Type	Approved
2019		$250,000			
2020					
2021					
2022					
2023					
Total		$250,000			

Other Funding Source Description N/A

Operating Budget Impact Based on 1 cent being added to the mill rate for every million dollars borrowed, this addition to the FY'19 CIP will add approximately 60 cents to the annual tax bill of an average home of $240,000, if there is no offsetting decrease in borrowing.

Portland Open Space Vision and Implementation Plan

January 2016

Summary of Parks & Open Space Budget Requests and Allocations: *Fiscal Years 2014 - 2016*

The following summarizes:

- All parks, open space, and recreation general fund capital requests and allocations for fiscal years 2014 (2013-2014), 2015 (2014-2015), and 2016 (2015-2016)
- All parks, open space, and recreation operating funds requests and allocations for fiscal years 2014 and 2015[1]

The narrative and tables illustrate the gap between the funding requests of the Departments of Public Works and Recreation & Facilities and what the City allocates toward these requests. The true gap between system-wide needs and funding allocations may be larger than these numbers reflect as department staff, and even advocates, may limit their requests to what they perceive as realistically fundable in the current fiscal context.

In this document, parks, open space, and recreational functions are defined as the functions carried out by the Divisions of Cemeteries, Forestry & Horticulture, and Districting in the Department of Public Works and by the Divisions of Athletic Facilities, Recreation, Aquatics, Therapeutic Recreation, and the Ice Arena and Golf Course in the Department of Recreation and Facilities. We understand that this approach will not capture every investment in parks, open space, and recreation (it excludes vehicles and solid waste management, for example), and that it will inadvertently capture some investments that occur elsewhere (such as street tree maintenance). This method is intended to give a meaningful impression of the funding picture given the data categories that are available. [2]

Projects included in the following summaries of capital requests and allocations are those that correspond to these same functions. Due to differences in how these projects are categorized between Portland's municipal and capital budgets and from year to year, there may be minor discrepancies.

Capital Budgets

The tables on the following three pages – one for each fiscal year – summarize the details related to funding requests and allocations for parks, open space, and recreation capital projects. Listed projects include those classified under the "Parks, Fields, Trails" capital projects category as well as those related to facilities such as the golf course, ice arena, or swimming pools. Projects recommended for funding in

[1]Due to the fact that the 2016 Municipal Budget is not yet publicly available, we are only able to provide this information for fiscal years 2014 and 2015.

[2] Throughout this appendix, for the Department of Public Works charts, we used the full monetary and personnel figures for Cemeteries, Forestry and Horticulture, and Districting even though the budgets and staff for these divisions serve both parks and non-parks functions. The Department of Public Works does not track budgets and personnel that are directly related to parks and open space. (For instance, they weren't able to provide documentation that separated out non-parks functions, such as for burial plots or street trees, from the Divisions we categorized as parks-related, nor could they provide information on the parks-related functions of the Construction, Engineering, Solid Waste, and other divisions that we did not categorize as parks-related.) Also, many of the other divisions we are not including actually also performing park functions. Though these functions tend to be quite small for each division, cumulatively, they are not small. In sum, the break outs simply aren't clear. We could tease some elements apart, but not others. It simply was not possible for us to accurately do a finer grained analysis.

future years of the five year Capital Improvement Plan cycle (scheduled requests) are included for context in grey, but requested dollar amounts are only shown for current year project funding requests.

There are several patterns that emerge from the following data.

- There is a significant, but unequal gap, between what the Departments of Public Works and Recreation and Facilities are requesting and what they are being awarded. The Department of Recreation and Facilities is allocated funds for their requests with a much higher frequency.
- The Department of Recreation and Facilities' requests follow a clear scheduling pattern that suggests that funding priorities have been planned over several year periods.
- The Department of Public Works project funding requests almost perfectly mirror the priorities advanced by the Friends of the Parks Groups and Neighborhood Associations.

When looking at current year funding requests, over all three fiscal years, the Department of Public Works cumulatively[3] requested funding of $5.4 million for 24 projects. The City allocated just under $1 million, or 18% of the requested amount, to ten of those projects. During the same period, The Department of Recreation & Facilities requested almost $4 million for 19 projects scheduled for the immediate budget cycle. The City awarded funding of $2.7 million, or 68% of the amount requested, for 13 of those projects.

[3] Repeated requests are included only one time.

Fiscal Year 2016 Capital Budget Requests & Allocations

Project	Departmental Request[4]	City Council Approved CIP Recommendation[5]	Appropriated Funds[6]	Difference
Department of Public Works				
Western Promenade Walkways	$51,000	*(annual fund financed)* $50,000	$50,000	($1,000)
Complete Eastern Cemetery "Dead House" Restoration	$18,000	*(annual fund financed)* $20,000	$20,000	$2,000
Capisic Pond Park Improvements	$2,250,000	*(bond financed)* $565,000	$565,000	($1,685,000)
East End Beach Parking Lot Paving	$35,000	$0	$0	($35,000)
Lincoln Park Walkways Repair	$235,000	$0	$0	($235,000)
Deering Oaks Lighting	$110,000	$0	$0	($110,000)
Lincoln Park Fence Repair	$224,000	$0	$0	($224,000)
Monument Square Rehabilitation *($700,000 more for FY 2017)*	$300,000	$0	$0	($300,000)
Eastern Cemetery Retaining Wall Repair Along Federal Street	$935,000	$0	$0	($935,000)
Deering Oaks Parking Lot Paving	$41,000	$0	$0	($41,000)
Longfellow Park – Internal Walkways	$33,000	$0	$0	($33,000)
Evergreen Cemetery – Maintain Trees *($190,000 more for FY 2017-2020)*	$50,000	$0	$0	($50,000)
Tree Planting Program *($15,000 more annually)*	$15,000	$0	$0	($15,000)
Restroom Facilities at Deering Oaks *(for FY 2019)*				
TOTAL: Department of Public Works	**$4,279,000**	**$635,000**	**$635,000**	**($3,662,000)**
Department of Recreation & Facilities				
Ice Arena Bleachers Replacement	$100,000	*(bond financed)* $100,000	$100,000	$0
Payson Park Softball Field "A" – Amenity and Field Upgrades	$200,000	*(bond financed)* $200,000	$200,000	$0
Lyman Moore Sports Complex Renovation	$275,000	*(bond financed)* $275,000	$275,000	$0
Golf Course Rehabilitation *($100,000 more annually)*	$100,000	*(bond financed)* $100,000	$100,000	$0
Riverton Pool Ultraviolet Water Treatment System	$50,000	*(bond financed)* $50,000	$50,000	$0
Riverton Pool Dectron Unit Replacement	$300,000	$0	$0	($300,000)
Dougherty Field Master Plan *($200,000 more for FY 2018)*	$450,000	$0	$0	($450,000)
Playground at Riverton School	$250,000	$0	$0	($250,000)
Softball Field at Riverton School	$75,000	$0	$0	($75,000)
Multipurpose Field "B" at Payson Park	$100,000	$0	$0	($100,000)
North Golf Course Clubhouse *(For FY 2017)*				
North Course Bathroom with Concessions *(For FY 2016)*				

[4] From two documents obtained from the City's Information Technology Department. One is headed "Department Project List by Requested Year" and the other is headed "CIP Funding Request 2016."

[5] From "Table B. Recommended 2016 Capital Projects – General Fund [Cash and Financed]" and/or "Table C. Recommended Capital Improvement Plan – General Fund" of the *City of Portland Capital Improvement Plan FY 2016 – FY 2020.*

[6] Appropriations of bond financed projects found in the *ORDER APPROPRIATING $18,731,000 OF BOND PROCEEDS FOR THE CITY'S 2016 CAPITAL IMPROVEMENT PROGRAM.* Appropriations for annual fund projects are assumed as the Municipal Budget for FY 2016 has not yet been made publicly available.

Playground at Hall School *(For FY 2017)*				
Practice Fields at Deering High School *(For FY 2017)*				
Lights and Irrigation at Deering Oaks Baseball Field *(For FY 2017)*				
Softball Field "A" Lights at Payson Park *(For FY 2018)*				
Softball Field Lights at Riverton School *(For FY 2018)*				
Playground at Longfellow School *(For FY 2018)*				
North Course Clubhouse Landscaping *(For FY 2018)*				
Driving Range *(For FY 2018)*				
Tennis Court Lighting at Deering Oaks Park *(For FY 2019)*				
TOTAL: Department of Recreation and Facilities Management	**$1,900,000**	**$725,000**	**$725,000**	**($1,175,000)**
Miscellaneous Departments				
Congress Square Redesign *($1,000,000 more for FY 2017)*	$568,640	$0	$0	($568,640)
PACTS Martin's Point East Coast Greenway Trail Connection *(For FY 2017 and 2020)*				
TOTAL	**$568,640**	**$0**	**$0**	**($568,640)**
Land Bank				
Land Bank	*unknown*	$73,000	*unknown*	*unknown*

Fiscal Year 2015 Capital Budget Requests & Allocations

Project	Departmental Request[7]	City Council Approved CIP Recommendation[8]	Appropriated Funds[9]	Difference
Department of Public Works				
East End Beach Parking Lot Paving	$35,000	*(annual fund financed)* $35,000	$35,000	$0
Water Line Replacement at Evergreen Cemetery	$15,000	*(annual fund financed)* $15,000	$15,000	$0
Evergreen Cemetery Wall along Stevens Avenue Repair, Ph. II	$70,000	*(bond financed)* $70,000	$70,000	$0
Capisic Pond Improvements	$2,250,000	$563,000 *(Contingent upon receipt of grant funds and Sewer Fund allocation)*	$0 *(Sewer funds not appropriated)*	($2,250,000)
Lincoln Park Walkways Repair	$235,000	*Recommended for FY 2017*	$0	($235,000)
Evergreen Cemetery Expansion	$250,000	*Recommended for FY 2017*	$0	($250,000)
Deering Oaks Lighting	$110,000	*Recommended for FY 2017*	$0	($110,000)
Lincoln Park Fence Repair	$224,000	*Recommended for FY 2017*	$0	($224,000)
Ft. Sumner Park Lighting Improvements	$100,000	*Recommended for FY 2019*	$0	($100,000)
Restroom Facilities at Deering Oaks	$300,000	*Recommended for FY 2019*	$0	($300,000)
Western Promenade Walkways	$51,000	$0	$0	($51,000)
Monument Square Rehabilitation *($500,000 more for FY 2016)*	$261,000	$0	$0	($261,000)
Eastern Cemetery Retaining Wall Repair Along Federal Street	$935,000	$0	$0	($935,000)
Deering Oaks Parking Lot Paving	$41,000	$0	$0	($41,000)
TOTAL: Department of Public Works	**$4,877,000**	**$683,000**	**$120,000**	**($4,757,000)**
Department of Recreation & Facilities				
Payson Park Softball Field "A" – Amenity and Field Upgrades	$400,000	*(bond financed)* $200,000 *($200,000 more for FY 2016)*	$200,000	($200,000)
North Golf Course Clubhouse *($200,000 more for FY 2016)*	$225,000	*(bond financed)* $225,000 *($200,000 more for FY 2016)*	$225,000	$0
Payson Park Playground and Splashpad	$50,000	*(bond financed)* $50,000	$50,000	$0
Reiche Pool Pump Room/Pumps Replacement	$30,000	*(annual fund financed)* $30,000	$30,000	$0
Roof at Ice Arena	$215,000	*(bond financed)* $150,000	$150,000	($65,000)
Softball Field at Riverton School	$75,000	*Recommended for FY 2017*	$0	($75,000)
Riverton Pool Ultraviolet Water Treatment System	$50,000	*Recommended for FY 2019*	$0	($50,000)
Golf Course Rehabilitation *($100,000 more annually)*	$100,000	*Recommended for FY 2019*	$0	($100,000)
Driving Range	$45,000	$0	$0	($45,000)

[7] From "Table G. Requested Capital Projects – General Fund" of the *City of Portland Capital Improvement Plan (City Manager Recommended) FY 2015 – FY 2019.*

[8] From "Table B. Recommended 2015 Capital Projects – General Fund [Cash and Financed]" and "Table C. Recommended Capital Projects – General Fund" of the *City of Portland Capital Improvement Plan (City Manager Recommended) FY 2015 – FY 2019.*

[9] Appropriations of bond financed projects found in the *ORDER APPROPRIATING $15,911,000 OF BOND PROCEEDS FOR THE CITY'S 2015 CAPITAL IMPROVEMENT PROGRAM.* Appropriations for annual fund projects found in the "Approved Capital Expenditures FY15" table on pages 9-10 of the *City of Portland Municipal Budget July 1, 2014 – June 30, 2015.*

Bleachers at Ice Arena *(For FY 2016)*		*Recommended for FY 2017*		
Lyman Moore Sports Complex *(For FY 2016)*		*Recommended for FY 2017*		
Playground at Riverton School *(For FY 2016)*		*Recommended for FY 2017*		
Multipurpose Field "B" at Payson Park *(For FY 2016)*				
Dougherty Field Master Plan *(For FY 2016/2018)*				
North Course Bathroom with Concessions *(For FY 2016)*				
Playground at Hall School *(For FY 2017)*				
Practice Fields at Deering High School *(For FY 2017)*				
Lights and Irrigation at Deering Oaks Baseball Field *(For FY 2017)*				
Softball Field "A" Lights at Payson Park *(For FY 2018)*				
Softball Field Lights at Riverton School *(For FY 2018)*				
Playground at Longfellow School *(For FY 2018)*				
North Course Clubhouse Landscaping *(For FY 2018)*				
Tennis Court Lighting at Deering Oaks Park *(For FY 2019)*				
TOTAL: Department of Recreation & Facilities	**$1,190,000**	**$655,000**	**$655,000**	**($535,000)**
Miscellaneous Departments				
Congress Square Redesign, Phase I *(For FY 2016/2017)*		*Recommended for FY 2016/2017*		
PACTS Martin's Point East Coast Greenway Trail Connection *(For FY 2016/2017)*		*Recommended for FY 2019*		
TOTAL	**$0**	**$0**	**$0**	**$0**
Land Bank				
Land Bank	*unknown*	$63,000	*unknown*	*unknown*

Fiscal Year 2014 Capital Budget Requests & Allocations

Project	Departmental Request[10]	City Council Approved CIP Recommendation[11]	Appropriated Funds [12]	Difference
Department of Public Works				
West Commercial Street Trail Design and Construction *($200,000 more for FY 2015)*	$70,000	*(bond financed)* $70,000 *($170,000 more for FY 2015)*	$70,000	$0
Eastern Cemetery "Dead House" and City Tomb Repair	$25,000	*(bond financed)* $25,000 (B)*	$25,000	$0
Western Promenade Walkways and Retaining Wall Construction	$100,000	*(bond financed)* $60,000 (B)* *(Retaining Wall Only)*	$60,000	($40,000)
Evergreen Cemetery Wall along Stevens Avenue Repair	$90,000	*(bond financed)* $20,000 (B)*	$20,000	($70,000)
Western Cemetery Fence and Section of Retaining Wall Replacement	*Not specified*	$20,000 (C)*	$0	*Not specified*
Public Park at High Street and Spring Street Design and Construction *($225,000 more for FY 2015)*	$25,000	$0	$0	($25,000)
Evergreen Cemetery Expansion	$250,000	$0	$0	($250,000)
Lincoln Park Walkways Repair	$235,000	$0	$0	($235,000)
Back Cove Trail (North Side) Realignment and Retaining Wall Removal	$165,000	$0	$0	($165,000)
Lincoln Park Fence Repair	$224,000	$0	$0	($224,000)
Ft. Sumner Park Lighting Improvements	$100,000	$0	$0	($100,000)
Eastern Cemetery Retaining Wall along Federal Street Repair	$935,000	$0	$0	($935,000)
Water Service into Eastern Cemetery Extension	*Not requested*	*(bond financed)* $15,000 (B)*	$15,000	*n/a*
Sidewalls and Roof Fort Allen Gazebo Reconstruction and Repainting	*Not requested*	*(bond financed)* $30,000 (B)*	$30,000	*n/a*
Capisic Pond Park Improvement *(For FY 2015/2016)*		*(bond financed)* $80,000 (B)*	$80,000	
Parks, Field, Trails (Other)		*Recommended annual allocations for FY 2015-2018*		
TOTAL: Department of Public Works	**$2,219,000**	**$320,000**	**$300,000**	**($2,044,000)**
Department of Recreation & Facilities				
Turf and Track Replacement at Fitzpatrick Stadium	$1,050,000	*(bond financed)* $1,050,000	$1,050,000	$0
North Golf Course Club House Facility Improvements	$150,000	*(bond financed)* $150,000 (B)*	$150,000	$0
Golf Course Club House Restaurant Area Improvements	$70,000	*(bond financed)* $70,000 (B)*	$70,000	$0
Reiche Pool Filter System and Kiwanis Pool Rehabilitation	$50,000	$50,000	$50,000	$0
Payson Park Playground and Splashpad Replacement/Repair	$50,000	$0	$0	($50,000)

[10] From "Table F. Requested Capital Projects – General Fund" of the *City of Portland Capital Improvement Plan FY 2014 – FY 2018*.

[11] From "Table B. Recommended 2014 Capital Projects – General Fund Financed" and/or "Table C. Recommended Summary 2014-2018 Capital Projects – General Fund" of the *City of Portland Capital Improvement Plan FY 2014 – FY 2018*. See note above.

[12] An Appropriation Order for the 2014 CIP could not be located online. Due to the inconsistency noted above, a call was placed to the City Manager's office to identify which projects were actually funded.

Riverton Pool Ultraviolet Water Treatment System *(For FY 2015)*				
Lyman Moore Sports Complex Renovation *(For FY 2015)*				
Playground at Riverton School Replacement *(For FY 2015)*				
Playground at Longfellow School Replacement *(For FY 2015)*				
Softball Field at Riverton School Renovation *(For FY 2015)*				
Multipurpose Field "B" at Payson Park Renovation *(For FY 2015)*				
Ice Arena Roof Refinishing *(For FY 2015)*				
Ice Arena Bleachers Replacement *(For FY 2015)*				
Playground at Hall School Replacement *(For FY 2016)*				
Practice Fields at Deering High School Renovation *(For FY 2016)*				
Lights and Irrigation at Deering Oaks Baseball Field *(For FY 2016)*				
Softball Field "A" Lights at Payson Park Replacement *(For FY 2017)*				
Softball Field Lights at Riverton School Replacement *(For FY 2017)*				
Deering Oaks Park Tennis Court Lighting Installation *(For FY 2017)*				
TOTAL: Department of Recreation and Facilities Management	**$1,370,000**	**$1,320,000**	**$1,320,000**	**($50,000)**
Miscellaneous Departments				
PACTS Martin's Point East Coast Greenway Trail Connection *(For FY 2016/2017)*		*Recommended for FY 2016/2017*		
TOTAL	**$0**	**$0**	**$0**	**$0**
Land Bank				
Land Bank	*unknown*	$73,000	*unknown*	*unknown*

* Projects recommended for funding in fiscal year 2014 should be listed in both "Table B. Recommended 2014 Capital Projects – General Fund" and "Table C. Recommended Summary 2014-2018 Capital Projects – General Fund" of the *City of Portland Capital Improvement Plan FY 2014 – FY 2018.* Unfortunately, these two tables contain entirely different 2014 parks and recreation project listings. Table B lists ten 2014 projects under the "Parks, Fields, Trails" and "Golf Course" headings (in addition to one aquatics project). Only two of those projects are similarly reflected in Table C. In addition, Table C lists one project that is not listed in Table B. All projects listed in either table are shown here. Letters in parentheses indicate if a project was listed in only Table B or only Table C (rather than in both tables).

Operating Budgets

Between fiscal years 2014 and 2015, the general fund budget increased by 3.2% from just under $171 million to over $176 million. During the same time, the funds dedicated primarily to parks, open space, and recreation functions increased by 4.2% in the Department of Public Works and 4.7% in the Department of Recreation.[13] The Divisions of Cemeteries, Forestry & Horticulture, and Districting are those that primarily serve parks and open space functions in the Department of Public Works. The budgets of these Divisions make up less than one-fifth the total Public Works budget. In the Department of Recreation and Facilities, the Divisions primarily serving parks and recreation functions are the Ice Arena, Athletic Facilities, Recreation, Aquatics, Therapeutic Recreation, and the Golf Course. Together, the budgets of these divisions are approximately 37% of the total Recreation and Facilities budget. Projected Public Works tax levy revenue was $12.2 million in FY 2015 and almost $12.6 million in FY 2014. Projected recreation and facilities management tax levy revenue was $3.6 million in both FY 2015 and 2014.

Fiscal Year 2015 Operating Budget Requests & Allocations[14]

The gap between what the Department of Public Works requested for parks and open space management and what they were allocated was over $193,000 in FY 2015. Unfunded requests include the salary for an additional full-time maintenance worker in the Cemeteries Division and costs for temporary help and contractual services across all three Divisions. Unfunded parks and recreation requests for the Department of Recreation and Facilities were relatively minor in FY 2015 and primarily affected contractual services.

Department/Division	Departmental Request	City Allocation (from Municipal Budget)	Difference	Percent Unfunded	Percent of Dept. Budget	Percent of City General Fund Budget
Department of Public Works	**$18,082,944**	**$16,331,323**	**$1,751,621**	**9.7%**		
Cemeteries	$670,472	$586,028	$84,444	12.6%	3.6%	
Forestry & Horticulture	$693,495	$658,815	$34,680	5.0%	4.0%	
Districting	$2,114,821	$2,040,611	$74,210	3.5%	12.5%	
TOTAL for Parks, Open Space, and Recreation Functions	**$3,478,788**	**$3,285,454**	**$193,334**	**5.6%**	**20.1%**	**1.9%**
Department of Recreation and Facilities	**$11,948,579**	**$11,732,029**	**$216,550**	**1.8%**		
Ice Arena	$533,013	$533,013	$0	0.0%	4.5%	
Athletic Facilities	$793,084	$772,084	$21,000	2.6%	6.6%	
Recreation	$1,615,139	$1,605,139	$10,000	0.6%	13.7%	
Aquatics	$404,512	$404,512	$0	0.0%	3.4%	
Therapeutic Recreation	$159,168	$159,168	$0	0.0%	1.4%	

[13] In the Department of Public Works, the Divisions of Cemeteries, Forestry & Horticulture, and Districting are being defined as those primarily serving parks, open space, and recreation functions. In the Department of Recreation and Facilities, the Divisions of the Ice Arena, Athletic Facilities, Recreation, Aquatics, Therapeutic Recreation, and the Golf Course are being defined as those primarily serving parks, open space, and recreation functions.

[14] From *City of Portland Municipal Budget July 1, 2014– June 30, 2015*. Budgets do not include revenues from the recreation division.

04/03/2018

Golf Course	$790,569	$784,069	$6,500	0.8%	6.7%	
TOTAL for Parks, Open Space, and Recreation Functions	**$4,295,485**	**$4,257,985**	**$37,500**	**0.9%**	**36.3%**	**2.4%**

Fiscal Year 2014 Operating Budget Requests & Allocations[15]

In FY 2015, unfunded requests for Department of Public Works parks and open space functions totaled $121,000. The majority of these funds were requested for temporary help. The gap between what the Department of Recreation & Facilities requested for parks and recreation functions was almost $200,000. Over half was an unfunded request for golf course supplies. The remainder represents a mix of supplies, contractual services, and temporary help requests split across all parks and recreation serving Divisions.

Department/Division	Departmental Request	City Allocation (from Municipal Budget)	Difference	Percent Unfunded	Percent of Dept. Budget	Percent of City General Fund Budget
Department of Public Works	**$18,059,684**	**$16,916,779**	**$1,142,905**	**6.3%**		
Cemeteries	$604,192	$589,617	$14,575	2.4%	3.5%	
Forestry & Horticulture	$615,264	$590,514	$24,750	4.0%	3.5%	
Districting	$2,054,429	$1,972,349	$82,080	4.0%	11.7%	
TOTAL for Parks, Open Space, and Recreation Functions	**$3,273,885**	**$3,152,480**	**$121,405**	**3.7%**	**18.6%**	**1.8%**
Department of Recreation and Facilities	**$11,384,183**	**$10,829,178**	**$555,005**	**4.9%**		
Ice Arena	$518,567	$515,429	$3,138	0.6%	4.8%	
Athletic Facilities	$750,922	$737,172	$13,750	1.8%	6.8%	
Recreation	$1,580,026	$1,566,426	$13,600	0.9%	14.5%	
Aquatics	$399,007	$394,007	$5,000	1.3%	3.6%	
Therapeutic Recreation	$160,313	$157,763	$2,550	1.6%	1.5%	
Golf Course	$854,412	$694,527	$159,885	18.7%	6.4%	
TOTAL for Parks, Open Space, and Recreation Functions	**$4,263,247**	**$4,065,324**	**$197,923**	**4.6%**	**37.5%**	**2.4%**

[15] From *City of Portland Municipal Budget July 1, 2013 – June 30, 2014.*

Amendment to CIP
Mayor Ethan Strimling

ELECTRIC/HYBRID POLICE CRUISERS

Amendment

In the FY'19 CIP there are seven new police cruisers being purchased. This amendment requires that at least three of the new cruisers be hybrid or electric. The technology now exists, and many cities have taken advantage of using police cruisers that run fully on electricity or with a hybrid engine.

The cost of a Hybrid Cruiser is only about $5,000 more than what is projected in our CIP per vehicle (see attached). However, with annual fuel savings of almost $4,000 per vehicle, the increase pays for itself in approximately 15 months (see attached). Additionally, and perhaps most importantly, these vehicles project to reduce over 27,000 lbs of CO2 per vehicle (see attached).

Project Description

Replace three new police cruisers with Hybrid/Electric technology.

5 Year Cost Summary

Planning	Land	Construction	Equipment	Est Total Cost
$0	$0	$0	$15,000	$15,000

Funding Source

Year	Other Funding	Requested Funding	City Mngr Recommended	Funding Type	Approved
2019		$15,000			
2020					
2021					
2022					
2023					
Total		$15,000			

Other Funding Source Description N/A

Operating Budget Impact Based on 1 cent being added to the mill rate for every million dollars borrowed, this addition to the FY'19 CIP will add approximately 3.6 cents to the annual tax bill of an average home of $240,000, if there is no offsetting decrease in borrowing.

POLICE
TO PROTECT & SERVE
001
2018
COMMERCIAL
GREEN CAR OF THE YEAR
GREEN CAR JOURNAL

2019 Ford Police Responder Hybrid Sedan

1 Trims Available Change Make / Model

Share Tweet

Overview Offers Find It Used Reviews Pricing Build Yours Specs Compare Pictures More

MSRP $30,035

N/A

Find It Used

Calculate Payment

Be the first to rate this vehicle

The 2019 Ford Police Responder Hybrid Sedan is available as a 4-door, 5-seat sedan. Starting at $30,035, the 2019 Ford Police Responder Hybrid Sedan Base is powered by a 2.0L, 4-cylinder engine mated to anautomatic transmission that returns an EPA estimated

Learn More About

Ford Police Responder Hybrid Sedan

Get pricing on a Ford Police Responder Hybrid Sedan

Find a Used Ford Police Responder Hybrid Sedan

Autobytel Car of the Year Awards

Expert Car Care Advice

© 2018 AutoWeb, Inc., all rights reserved.

Certain specifications, prices and equipment data have been provided under license from Chrome Data Solutions ("Chrome Data"). © 2012 Chrome Data Solutions, LP. All Rights Reserved. This information is supplied for personal use only and may not be used for any commercial purpose whatsoever without the express written consent of Chrome Data. Chrome Data makes no guarantee or warranty, either expressed or implied, including without limitation any warranty of merchantability or fitness for particular purpose, with respect to the data presented here. All specifications, prices and equipment are subject to change without notice.

Police Interceptor Sedan
3.7L AWD

20,000 miles driven per year
÷ **18 MPG** (EPA estimated combined rating)
= **1,111 Gallons of fuel consumed per year**

Police Responder Hybrid Sedan
2.0L HEV FWD

20,000 miles driven per year
÷ **38* MPG** (EPA projected combined rating)
= **526 Gallons of fuel consumed per year**

While driving, Police Responder Hybrid Sedan potentially saves **585** gallons of fuel per year.

Even greater potential savings come into play when we contrast the two vehicles while stopped, at idle. While on duty, even at idle, police vehicles must constantly keep their engines running to power lighting packages, radios, computers and other electrical equipment. Ford data shows that police vehicles spend approximately 61% of each shift at engine idle. That equals out to roughly 4.9 hours for every 8-hour shift. The Police Responder Hybrid Sedan reduces engine idle time by powering its electrical load using the high-capacity hybrid battery. This allows the engine to run less, now only intermittently called upon to top off the battery.

Police Interceptor Sedan
3.7L AWD

4.9 hours idling per 8-hour shift
X **.47** gallons of fuel consumed per hour*
X **2** shifts per day
X **365** days per year
= **1,681 gallons of fuel consumed per year**

Police Responder Hybrid Sedan
2.0L HEV FWD

4.9 hours idling per 8-hour shift
X **.20** gallons of fuel consumed per hour*
X **2** shifts per day
X **365** days per year
= **715 gallons of fuel consumed per year**

At idle, Police Responder Hybrid Sedan potentially saves **966** gallons of fuel per year.

In total, comparing the two, Police Responder Hybrid Sedan potentially saves:

An estimated **585** gallons of fuel per year while driving.

(+) An estimated **966** gallons per year saved while vehicle is at idle.

(=) An estimated **1,551** total gallons saved per year, total.

That's **$3,877** in potential savings per vehicle, per year. (Assuming an example gas price of $2.50 per gallon)

And a potential **27,421 lbs** of CO_2 output* reduced per vehicle, per year.

POLICE RESPONDER™ Hybrid Sedan

Police Responder Hybrid Sedan

The Ford Police Responder Hybrid Sedan could potentially provide a positive impact on your fleet, your community and your budget. Here's how the numbers break down:

Number of Vehicles	**3**
Miles/Vehicle Per Year	**20,000**
Shifts Per Day	**2**
Idle Hours Per Shift	**4.90**
Your Fuel Cost Per Gallon	**$2.50**

	Per Vehicle	Total Fleet
Gallons of Fuel Saved*	**1,551**	**4,652**
Fuel Cost Savings*	**$3,876**	**$11,629**
Pounds of CO_2 Saved*	**27,414 lbs**	**82,243 lbs**

* Potential Savings

POLICE RESPONDER HYBRID SEDAN CONCEPT.
POTENTIAL SAVINGS CALCULATED AS OF APRIL 11, 2017.

Important Information Regarding How These Numbers Are Determined

Entering any unrealistic combination of data will negatively impact the accuracy of results shown.

1. *Projected EPA-estimated rating of 40 City/36 Hwy/38 Combined mpg. Actual mileage will vary. Final EPA-estimated ratings not yet available.*
2. *EPA-estimated rating of 16 City/22 Hwy/18 Combined mpg, 3.7L Interceptor Sedan AWD with unleaded gas. Actual mileage will vary.*
3. *Idle duration data collected with the assistance of Dearborn Police Department and Massachusetts State Police, April 2012-November 2013. Data collected on a total of six vehicles in police patrol use.*
4. *Idle fuel consumption estimates are based on fuel flow measurements taken during two hours of continuous idling. Vehicles were driven for 18 miles at highway speeds prior to idling. Idle testing was conducted in an indoor facility at 80 degrees F. The following vehicle accessories were activated during the test: climate Control AC, set to full cool condition; vehicle audio system, set to 33% of maximum volume. An electrical power draw load box drawing 32 amps was also connected to each vehicle's 12-volt battery to simulate the following estimated police accessory loads: emergency lights (est. 25 amps); laptop computer (est. 3 amps); police radio (est. 4 amps) Additional testing details are available at http://ford.to/2nw5dE8*
5. *Burning a gallon of E10 ethanol fuel produces about 17.68 pounds of CO_2 emitted from the fossil fuel content, according to data provided by the U.S. Energy Information Administration (http://ford.to/eiareport).*

Exterior Dimensions (in.)

191.8
112.2
58.0
75.2

Amendment to CIP
Mayor Ethan Strimling

ELECTRIC/HYBRID PICKUP TRUCKS

Amendment

In the FY'19 CIP there are at least nine new pickup trucks, ranging from Compact to ¾ Ton. This amendment requires that at least three of these vehicles be hybrid or electric. The technology now exists, and many cities have taken advantage if it, to have police cruisers run fully on electricity or be a hybrid engine.

The costs for Hybrid Pickup Trucks appear to be within the cap set in the FY'19 CIP (see attached). Fuel savings and Carbon Emissions reductions will be similar to other conversions to Hybrid/Electric (see attached).

Project Description

Replace three new pickup trucks with Hybrid/Electric technology.

5 Year Cost Summary

Planning	Land	Construction	Equipment	Est Total Cost
$0	$0	$0	$0	$0

Funding Source

Year	Other Funding	Requested Funding	City Mngr Recommended	Funding Type	Approved
2019					
2020					
2021					
2022					
2023					
Total					

Other Funding Source Description N/A

Operating Budget Impact None.

hybridCARS

2016 Ford F-150 SuperCab Review

LARRY E. HALL / MARCH 16, 2016

VEHICLE FACTS

19/26 MPG

12.4 / 9L/100km
BODY TYPE: Pickups
TECHNOLOGY: Turbo
BASE MSRP: $37,005

Full Disclosure: *Since I was a young teenager I have owned Ford pickups. It started with a 1939 model, then a 1952 F-100 with a Hemi V8, followed by several others. Yes I do like Ford trucks, but I've also owned an International and a couple of Chevys.*

You've probably seen the ads: Big pickup trucks that are designed and engineered to haul heavy loads and tow gigantic trailers. However, there are less menacing-sized trucks available that not only fit into your garage and perform the tasks you need, but also won't break the bank at the gas pumps.

Take for example the Blue Flame Metallic 2016 F-150 SuperCab (extended cab) that Ford provided us for our test driver. It has seating for five (four fairly comfortably), can tow up to 8,500 pounds and has a payload capacity of 2,200 pounds. As for fuel economy, a 2.7-liter turbocharged six-cylinder engine delivers fuel economy numbers that make it comfortably the most fuel-efficient gasoline powered truck in the segment.

All-New, From Nose To Tailgate

Even if trucks aren't your thing, you've likely heard that the all-new last year Ford F-150 is not just all-new in design, it's all new in the materials used — the first pickup with an all-aluminum body. We're not talking flimsy Coke and Budweiser cans. This is high-strength, military-grade, aluminum alloys already used in aerospace, commercial transportation and other industries.

All new for the 2015 model year, Ford's F-150 pickup, styling changes were minimal with a larger restyled grille and distinctive headlights.

Why the switch from steel body parts? The aluminum makes the new truck's body lighter, and when it comes to a pickup's weight, less is more. More payload, more towing capacity, more acceleration and more fuel economy.

Depending on the cab style, bed length, and other factors, the F-150's new aluminum skin sheds up to 786 pounds of weight. Contributing to that is a new fully boxed high-strength steel frame that weights nearly 60 pounds less than the previous 2014 F-150's

frame.

EcoBoost And Auto Start-Stop

EcoBoost is Ford speak for gasoline engines which combine turbocharging, direct injection and twin independent variable camshaft timing. They are designed to deliver the power output of larger displacement naturally aspirated engines while achieving smaller engine fuel economy.

Our SuperCab test driver was equipped with the new 2.7-liter EcoBoost six-cylinder engine with a stop-start system that Ford calls Auto Stop-Start. While that may sound tiny for a pickup, the little six, with its twin turbochargers force-feeding it air, produces V8 territory power: 325 horsepower and a very impressive 375 pounds-feet of torque.

Powering our F-150 SuperCab was Ford's 2.7-liter EcoBost V-6 engine that produced 325 horspower and 375 pounds-feet of torque.

At its most basic level, a stop-start system automatically shuts the engine off every time the vehicle stops, such as at a traffic signal, and restarts it instantly when the brake pedal is released and takes off smoothly.

Hybrid vehicles with automatic stop-start use a powerful electric motor that can provide instant torque to both start the engine and start the car moving from a stop. But in non-hybrid cars with stop-start, the engine has to be spun up to speed by the starter motor before the vehicle can move.

This can result in a lag with noticeable shuddering between the brake pedal's release and power being delivered.

The F-150's Auto Start-Stop falls under the "light stop-start" category. Since it doesn't use an electric motor and batteries to move the car down the road, it is not considered a hybrid system.

The system is comprised of an upgraded, heavy-duty starter, an enhanced 12-volt lead-acid battery, an electrically driven transmission pump that maintains internal hydraulic pressure even with the engine off and an added electrically-driven auxiliary water pump to keep the climate control system operational while the engine is off. On the engine side, there is a hardened ring gear to deal with the increased number of start events.

Having a direct-injection engine facilitates the restart. To minimize launch delays that can cause jerks and shuddering, the transmission is kept in gear even with the engine off as opposed to shifting it into neutral.

Ford's Pro Trailer Backup Assist is a cool feature that provides a rearview image on the center screen when backing up.

To ensure accessories such as lights, the audio system and climate control settings continue working when the engine shuts off, Ford engineers developed unique algorithms for the computer programs that control the Auto Start-Stop system. The company has applied for more than 25 patents for these system programs.

Ford told us that they expect stop-start will increase city driving fuel economy to increase four to six percent and will be adding the system to the full lineup of F-150 pickups in 2017. However, the method that the EPA tests for fuel economy doesn't take stop-start into account so, there are no changes listed on their ratings.

Combine the weight loss and the small V6 with stop-start and you have an EPA fuel-economy ranting of 22 mpg combined (19 city/26 highway) for two-wheel drive models; 20 mpg combined (18 city/23 highway) for four-wheel drive.

Though the Ford F-150 was all new for 2015, it didn't shout its newness. Styling changes are subtle with the most notable a larger, restyled grille and distinctively shaped headlights. The signature drop notched front windows continue, as do high bed walls.

The most notable visual improvements are inside the F-150. The interior design is evolutionary but material quality is vastly improved and the padded armrest was exactly where I wanted it. The look and feel is more akin to Armani suits and wing tips than Levis and work boots.

Depending on the cab style, bed length, and other factors, the Ford's F-150 new aluminum skin sheds up to 786 pounds of weight

Layout of the dash is similar to the previous model. Buttons and two-inch precision-feeling rotary knobs for audio and temperature settings are ergonomically placed for easy driver access.

Front seats are large, firm and supportive. The front A-pillar is slimmer, improving visibility. Sight lines are quite good for a full-size pickup.

The cab is a significant two-inches wider that noticeably improves shoulder and hip room. There's a flat floor making it easy to stack boxes when the rear seat is folded, and the rear seat flips up for hidden storage.

Once behind the steering wheel, an available eight-inch screen in the instrument panel is configurable, allowing me to see a variety of information. The speedometer and tachometer are the only analog gauges.

The 2016 Ford F-150 cabin's look and feel is more akin to Armani suits and wing tips than Levis and work boots

Our week with the F-150 was a variety menu that included in-town stop-and-go traffic, highways, gravel roads, Interstates, some off-roading and light towing. No matter what we threw at the truck, nothing upset its composure.

The 2.7-liter EcoBoost engine makes peak torque low in the RPM range with power progressing smoothly in a linear manner while exhibiting little turbo lag, even when the start-stop kicked in. Regardless of the driving conditions, I rarely wanted more power.

A six-speed automatic transmission with manual-shifting capabilities and a Tow/Haul mode directed power to the rear wheels. Gear changes were quick and barely noticeable, and in manual mode held the selected gear to redline.

Ford makes F-150 off roading less complicated with a transfer case knob that engages and disengages the rear differential locker.

Behind the transmission in our SuperCab, an electronically controlled four wheel transfer case offered two speeds — high and low range — controlled by a dashboard knob. Our off-road trek was short, but it was a somewhat difficult steep, rutted, muddy trail. Low range was a savior.

Steering from the electric rack and pinion setup was a tad on the light side, but surprisingly precise and accurate. Hard cornering did bring some body roll as expected from a vehicle this size, yet over all the pickup is fairly nimble; a major improvement over the 2014 edition.

An available eight-inch screen in the instrument panel is configurable, allowing the driver to see a variety of information.

Ride, too, is significantly improved thanks to the new frame, which allows more precise suspension tuning, particularly in the rear. The presence of a solid rear axle has been countered with some nifty trickery that virtually eliminates the bouncy ride so often referred to as a “truck-like” feel.

The front and rear suspensions react more positively to pavement flaws by rebounding rapidly and only as far as necessary. They recover quickly from bumps and potholes.

While I give high accolades for the F-150’s acceleration, ride and handling, I don’t pass them on to the brakes. The brake pedal was touchy — not something wanted when off roading — and didn’t provide what I consider essential feedback.

How About The Fuel Economy?

When Ford delivered the F-150 SuperCab, fuel economy was 18.1 mpg. After adding our 553 miles, the readout increased to 19.9 mpg. Dang, a tenth off the EPA rating, which I attribute to both our short, but fun and challenging off-road run and a heavy foot on half of a 210 mile Interstate round trip.

Source: fueleconomy.gov.

If you are shopping for a new pickup, collecting data on the Internet can give you a headache. But when comparing fuel economy numbers, Ford eases the pain a bit.

As you probably know, more weight for payload packages will reduce fuel economy by one or two mpg from a standard truck. To make that clear, the EPA's page for the F-150 allows a comparison of different engines with different payloads that shows their lower mpg ratings.

That's a step that all truckmakers should adopt.

Model Lineup

Less is more rewards the F-150 when it comes to weight reduction but isn't Ford's philosophy when it comes to the pickup's configurations, which is almost endless. There are three cab styles — Regular Cab, SuperCab and SuperCrew — four engines, four cargo bed sizes and six trim levels. Then there's the interior upgrades, option packages, a selection of tires and wheels along with different color choices.

Pricing starts at $26,315 plus $1,195 destination charges for the Regular Cab XL two-wheel drive and tops off at the lofty price of $57,025 for an ultra-luxury 4X4 SuperCrew Premium trim.

Our SuperCab XLT 4X4 started with a base price of $37,005 with standard features such as remote entry, power windows and locks, tilt/telescoping steering column, cruise control, air conditioning, the voice-activated SYNC infotainment system, satellite radio and a rear view camera. The added $6,760 of options included a tailgate step, integrated trailer brake, spray-in bedliner, sport appearance package and $795 for the 2.7-liter engine that in my opinion is worth every penny.

As you might expect there's a massive array of high-tech add-ons like lane keep assist, blind spot monitoring, adaptive cruise control, forward collision alert, curve control, active park assist and the SYNC 3 infotainment system with enhanced voice recognition, navigation, Siri Eyes and a 360-degree camera system. Several towing assist features are also available.

Final Word

Ford's F Series trucks that include the F-150 pickup have been America's best-selling truck for 39 consecutive years, a remarkable achievement. Based on our week with the 2016 SuperCab model, my conclusion is it's a very well rounded pickup that has excellent value.

While it hasn't forgotten that it's a truck for those who actually need a truck, its comfort makes it a wonderful road trip vehicle and its maneuverability makes it an easy-to-live-with daily driver.

For those who questioned if the move to an aluminum-bodied pickup with a small displacement, turbocharged engine would continue as the top selling truck, just check the sales numbers. It appears that this latest F-150 rises to the occasion to continue the legacy.

Posted in Carmakers, Market & Fleets, Ford, Pickups, Reviews, Stop-Start
Tagged as auto start-stop, EcoBoost, f-150, Ford, ford f-150, Homepage Featured, Pickups, trucks, turbo, turbocharging

04/05/2018

Amendment to CIP
Mayor Ethan Strimling

HADLOCK FIELD LIGHTS

Amendment

In the 5-year FY'17 and '18 CIP's passed by the Council, the Hadlock Field lights were slated to be done in FY'20. Additionally, in FY'17, it was expected to cost $100,000 and now it is $550,000. With so many other needy projects in the city, this amendment will put the project back into FY'20. The additional year will give us time to more fully understand the cost increase and whether we can reduce the expense. Additionally, it will give staff time to continue discussions with SeaDog ownership about a way to share the cost with visitors to the park, as opposed to the taxpayers of Portland bearing the entire burden.

Project Description

A. Replace/Upgrade 25 yr old field lighting. This is apparently a requirement that Major League Baseball is imposing on the Portland SeaDogs.

5 Year Cost Summary

Planning	Land	Construction	Equipment	Est Total Cost
$ 0	$0	$550,000	$0	$550,000

Funding Source

Year	Other Funding	Requested Funding	City Mngr Recommended	Funding Type	Approved
2019					
2020	$275,000	$275,000			
2021					
2022					
2023					
Total	$275,000	$275,000			

Other Funding Source Description
A per ticket charge to cover the new lights, or some other revenue source generated by those who attend games.

Operating Budget Impact Based on 1 cent being added to the mill rate for every million dollars borrowed, this reduction to the FY'19 CIP will reduce by $1.25 the annual tax bill of an average home of $240,000, if there is no offsetting increase in borrowing.

Amendment to Sewer CIP
Mayor Ethan Strimling

GREEN INFRASTRUCTURE

Amendment

In the FY'18 Sewer CIP a request was made for $250,000 in the FY'19 CIP for Green Infrastructure (and for $250,000 a year for the next four years). It was passed by the Council as part of the five year CIP plan to be used, according to Public Works, to include green infrastructure for a general fund funded street project. The $250,000 has been pushed out to FY'20 (and the three years post). This amendment ensures we have a pool of money for our street engineering work that allows us to achieve the best possible environmental outcomes.

Project Description

1. Create a pool of funds for green infrastructure projects that do not have funds incorporated into their original funding source, or to add improvements not original envisioned.

5 Year Cost Summary

Planning	Land	Construction	Equipment	Est Total Cost
$0	$0	$250,000	$0	$250,000

Funding Source

Year	Other Funding	Requested Funding	City Mngr Recommended	Funding Type	Approved
2019		$250,000			
2020					
2021					
2022					
2023					
Total		$250,000			

Other Funding Source Description N/A

Operating Budget Impact Unclear, as the impact of these funds is on the sewer rate.

Amendment to CIP
Mayor Ethan Strimling

Demolition of POT Mechanical Room

Amendment

In the FY'19 CIP there is $500,000 to take down the mechanical room attached to the Portland Ocean Terminal. This is to provide access to the POT for commercial use. However, the Council has yet to decide what we want to do with the POT and it is premature to spend these funds now. When a use is determined, that would be the time to allocate these funds, especially when we have so many other important uses now.

Project Description

A. Push the expense for demolishing the mechanical room attached to the POT into FY'20 at the earliest.

5 Year Cost Summary

Planning	Land	Construction	Equipment	Est Total Cost
$50,000	$0	$450,000	$0	$500,000

Funding Source

Year	Other Funding	Requested Funding	City Mngr Recommended	Funding Type	Approved
2019					
2020		$500,000			
2021					
2022					
2023					
Total		$500,000			

Other Funding Source Description N/A

Operating Budget Impact Based on 1 cent being added to the mill rate for every million dollars borrowed, this reduction to the FY'19 CIP will reduce by $1.20 the annual tax bill of an average home of $240,000, if there is no offsetting increase in borrowing.

Amendment to CIP
Mayor Ethan Strimling

FIRE STATIONS REPAIRS

Amendment

An assessment of our was done last year that determined that our fire stations have many capital needs. The report includes many needed short term upgrades, including life-safety and ADA needs, that are necessary as we determine a longer term strategy for possible replacement or major overhaul of many of our sites. The longer term strategy of developing a master plan is funded in the CIP. This amendment, FOR $150,000, is to begin necessary work on the short needs outlined in the report.

Project Description

1. Fix ADA needs at all seven fire stations
2. Install fire sprinkler systems and update smoke alarm systems at all stations
3. Renovate all kitchens and bathrooms
4. Provide new furniture and bedding at all fire stations
5. Address public parking, accessibility, station security, signage and overall ability to interact with the public

5 Year Cost Summary

Planning	Land	Construction	Equipment	Est Total Cost
$0	$0	$75,000	$75,000	$150,000

Funding Source

Year	Other Funding	Requested Funding	City Mngr Recommended	Funding Type	Approved
2019		$150,000			
2020					
2021					
2022					
2023					
Total		$150,000			

Other Funding Source Description N/A

Operating Budget Impact Based on 1 cent being added to the mill rate for every million dollars borrowed, this addition to the FY'19 CIP will add approximately 36 cents to the annual tax bill of an average home of $240,000, if there is no offsetting decrease in borrowing.

FUNCTIONAL ASSESSMENT OF FIRE STATION LOCATIONS

City of Portland, Maine

October, 2017

FINAL REPORT

FACETS CONSULTING

Replacement — As part of the Facilities Management Master Plan, the replacement of several fire stations should be considered. The following provides a list of recommended station replacement priorities:

East Deering. The station should be replaced soon due to significant slab settling problem in the dormitory. No structural cracking or settling of the exterior walls was observed' however, the slab is sinking and sloping to one (1) corner. In addition, the overall condition of the station appears to be inadequate. The station should remain near Washington and Ocean Avenues.

Central. Although the history and prominence to the area that the Central Station provides, the narrow, 10-foot wide bays doors, make this stations future as a fire station questionable. It was renovated in the 1980's to create administration space for the fire chief and staff. However, significant code violations and the lack of accessibility to this facility by the public and the civilian staff, the Central Station's ability to function as an administrative space is questionable. It is recommended that any future replacement of the station be at its current location, due to its strategic location and proximity to other municipal offices, downtown district, waterfront and older neighborhoods.

Rosemont, North Deering, Riverton. These stations should be replaced soon due to their cramped quarters, small lot, age and environmental and code compliance issues.

Recommendations

Facilities Management Master Plan — It is recommended the department create and adhere to a detailed Facilities Management Master Plan and Five-Year Plan for budgeting maintenance and repairs department wide. It is also suggested that a Stacking Plan be created to improve the use of the current and future administrative spaces and locations. It should be noted here that the City of Portland's age, topography, and geography create significant issues for the fire department and the location for any potential replacement station will be difficult. Also, the small existing station site dimensions and slopes will make building a new station on existing sites extremely difficult. **See Table 10.**

Minor Upgrades — Minor renovation projects include painting of interior and exteriors, flooring replacement, kitchen and bathroom cabinet replacement, and small modifications toward complete code compliance. Routine maintenance should be performed to extend the useful life of equipment and the station itself such as monthly filter changes, light fixture cleaning and re-lamping, drain line jetting, and roof cleaning and coatings. No stations fit this example. Short-term upgrades may include:

Kitchens and bathrooms. Renovate all kitchens and bathrooms
Furnishings. Provide new furniture and bedding at all fire stations
Built-in Protection. Install fire sprinkler systems and update smoke alarm systems at all stations
Exterior. Address the curb appeal issues; public parking, accessibility, station security, signage and overall inability to interact with the public.

Major Improvements — A station that are close to, or has exceeded its 50-year life cycle, but due to its location and site size could have improvements made to bring it into code compliance. This station type could also have additions made to increase station size and functionality. It also has a functional first-due location. In some instances, disruption to service delivery of the first due area could force the department to build new.

Due to age, reactive responses to equipment breakdowns, and normal wear, all stations require significant repairs, remodeling, and renovations to extend their useful life and to comply with current codes. In several locations, these costs will exceed the cost to replace the station, primarily due to the extent of remediation required to remove hazardous building materials – asbestos, lead, and PCB's.

Handicap requirements. The department, in conjunction with the city's department of public works, is in the process of conducting an assessment of each station's compliance with the federal Americans with Disabilities Act (ADA). Currently, all seven (7) stations have shortfalls in meeting the requirements of the ADA.

Stations that have exceeded its 50-year life cycle, and due to their age, cannot be renovated, expanded, or improved without excessive costs incurred and additional expenses to remediate hazardous building materials with new and safer material. The floor plans cannot be modified to be code compliant, and in some instances structural issues or conditions make renovation costly. In some instances, disruption to service delivery or a lack of available property to build on could force the department to perform major renovations and/or additions.

Amendment to CIP
Mayor Ethan Strimling

SOLAR ENGINEERING

Amendment

The first step in determining whether the City could convert buildings to solar power is to study the roofs of our municipally owned buildings to determine if they could carry the weight of solar panels. This amendment allocates $50,000 toward such engineering studies for up to ten buildings, possibly including, but not limited to, the Barron Center, City Hall, our three parking garages, fire stations, the police station, our new public works building, any of our 17 public schools, etc.

Project Description

1. Study the roofs of ten municipal buildings to determine if they have the capacity to carry solar panels.

5 Year Cost Summary

Planning	Land	Construction	Equipment	Est Total Cost
$50,000	$0	$0	$0	$0

Funding Source

Year	Other Funding	Requested Funding	City Mngr Recommended	Funding Type	Approved
2019		$50,000			
2020					
2021					
2022					
2023					
Total		$50,000			

Other Funding Source Description N/A

Operating Budget Impact Based on 1 cent being added to the mill rate for every million dollars borrowed, this addition to the FY'19 CIP will add approximately 12 cents to the annual tax bill of an average home of $240,000, if there is no offsetting decrease in borrowing.

Amendment to CIP
Mayor Ethan Strimling

EV CHARGING STATIONS

Amendment

This amendment funds 10 EV charging stations around Portland, an additional charging station at each of our public garages and seven on school grounds throughout the city for teachers to use during the day and the community to use in the evening. In order for Portland to achieve the goal of becoming carbon neutral and encourage the use of non-fossil fuel cars, this initiative will be a downpayment on creating the infrastructure needed for people to purchase electric cars. Cost per charging station was determined to be $2,500.

Project Description

1. Install 10 EV charging stations around Portland, including three at our public garages and seven on the parking lots at our schools for teachers/communities to use.

5 Year Cost Summary

Planning	Land	Construction	Equipment	Est Total Cost
$0	$0	$25,000	$0	$25,000

Funding Source

Year	Other Funding	Requested Funding	City Mngr Recommended	Funding Type	Approved
2019		$25,000			
2020					
2021					
2022					
2023					
Total		$25,000			

Other Funding Source Description N/A

Operating Budget Impact Based on 1 cent being added to the mill rate for every million dollars borrowed, this addition to the FY'19 CIP will add approximately 6 cents to the annual tax bill of an average home of $240,000, if there is no offsetting decrease in borrowing.